

# Vasofix<sup>®</sup> Safety

1 billion times protection



Vascular Access

# The B. Braun Vasofix® Safety IV Catheter

## Reduces Needlestick Injuries

### Passive Safety Technology – Established worldwide:

B. Braun has minimized the risk of accidental needlestick injuries globally with more than 1 billion B. Braun Safety IV Catheters in use.

- 1 000 000 000 times protection against sharps injuries
- 1 000 000 000 times protection against infections like HIV
- 1 000 000 000 times protection against fear and uncertainty

Passive Safety Technology is incorporated into the Vasofix® Safety IV Catheter via an integrated fully automatic Safety Shield which protects the needle tip to prevent needlestick injuries.

A recent study confirmed that passive safety engineered devices create significantly better protection for healthcare workers than those that require the user to activate the safety feature.<sup>6</sup>

In fact, passive safety devices were associated with the lowest needlestick injury rate and are most effective for needlestick injury prevention.<sup>6</sup>

### The Safety Shield of Vasofix® Safety

- Requires no user activation – no button, twists or clicks
- Automatically covers needle tip upon needle withdrawal
- Cannot be bypassed
- Eliminates risk of inadvertent activation during handling
- Stays in place through disposal

**The Passive Safety Shield protects the needle tip without any additional steps.**

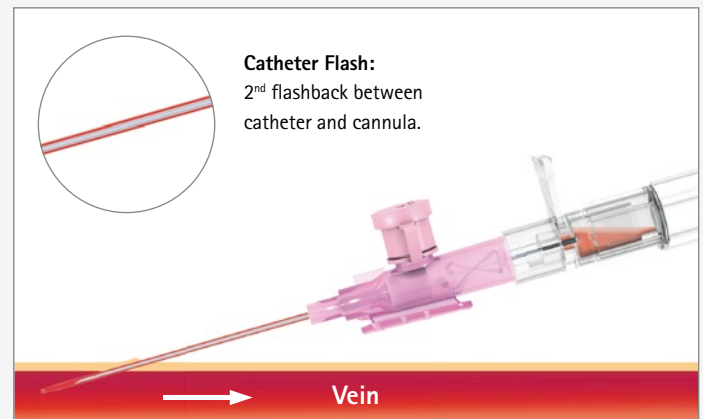
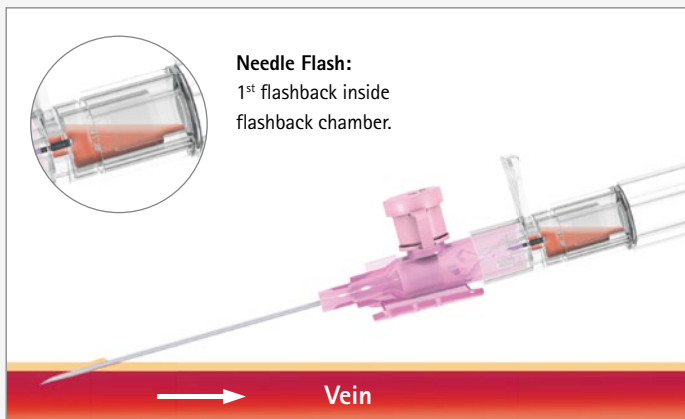


## Improves First Stick Success

### Double Flashback Technology:

- Helps ensure first stick success and patient comfort through quick visualization of both needle and catheter flashback
- Promotes best practices by reducing the need to remove and reinsert the needle in order to confirm catheter placement, as may occur with other notched needle/crimped needle systems

Double Flashback Technology clearly indicates correct catheter placement and the success of the venipuncture. This safe confirmation maximizes your confidence!



- **Needle Flash:** 1<sup>st</sup> flashback confirms the needle is in the vein
- **Catheter Flash:** 2<sup>nd</sup> flashback confirms the catheter is in the vein

### User benefits:

- Easy puncture at a wide range of angles
- Minimum effort of catheter insertion
- Self-activating Safety Shield – covers needle tip automatically after use
- Simplicity – looks and feels like a standard cannula

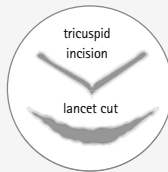
## Ensures Best Practice

Every product detail is designed for Best Practice:

**Easy to use:**  
No extra steps needed to prepare the catheter for insertion




**Universal Back Cut Bevel**



### Universal Back Cut Bevel

- Wide choice of insertion angles aids in accessing difficult veins
- Super-sharp needle bevel offers a reduction in pain due to lower forces
- Creates a V-shaped, tricuspid incision versus a lancet cut for easier catheter insertion, less tissue tearing, faster healing and reduced risk of infection<sup>7</sup>



**Catheter Material**

### Catheter Material

- Assures easy and smooth catheter advancement
- Available in polyurethane (PUR) for softer, more comfortable, longer in-dwelling performance and kink resistance, or FEP with firmer construction for arterial access. All are PVC-, DEHP- and Latex-free
- Radiopaque stripes for good visibility under X-rays



**Flexible Wings**

### Flexible Wings

- Moderate wing size for easy and stable fixation
- Flexible wings adapt to skin surface for highest patient comfort
- Holes for ventilation



**Hygienic Injection Port**

### Hygienic Injection Port

- Quick and easy injection without interruption of infusion
- Needle-free injection eliminates any risk of a needlestick injury
- Grip edges for an easy opening
- Possibility to close-off injection port to inhibit patient's access by turning the protective cap 180 degrees



**Flashback Chamber**

### Flashback Chamber

- Transparent flashback chamber allows quick visualization of blood
- Rapid confirmation of vein access
- Ergonomic grip design for a comfortable handling



**Removable Flash Plug & Removable Closing Cone**

### Removable Flash Plug & Removable Closing Cone

- Hydrophobic membrane avoids blood exposure
- Removable Flash Plug permits attachment of a syringe for aspiration and other special procedures
- Removable Closing Cone allows to directly close off the catheter with one hand



# Prevents the risk ...

## ... of accidental injuries

Have you or a colleague ever been stuck by a contaminated needle? The chances are high that you have!

At an average hospital, workers suffer from approximately 30 needlestick injuries per 100 hospital beds per year.<sup>2</sup>

Most common causes of sharp injuries are unexpected patient reactions, shortage of staff, rushing, distraction, collision with another healthcare worker or passing equipment.<sup>3,4</sup>

These factors cannot be controlled. Accidental needlestick injuries can happen to anyone!

These injuries may cause a number of serious and potentially fatal transmissions of hepatitis B or C viruses (HBV, HCV), or human immunodeficiency virus (HIV).<sup>4</sup>

In fact, nearly 90,000 healthcare workers worldwide contract blood-borne infections annually (HBV, HCV, HIV).<sup>5</sup>

Safety devices reduce the risk of a needlestick injury by 22%–100%.<sup>6</sup>

### Consider – not all safety devices can protect you!


Main reasons for a needlestick injury with safety devices:<sup>6</sup>

- Safety mechanism has to be activated by the user
- Risky activation procedure
- Incomplete activation
- User noncompliance

These risks can be prevented by using a Passive Safety device such as Vasofix® Safety

### Risk of being infected from a contaminated needlestick injury<sup>1</sup>

See the statistics: Blood-borne pathogen transmission.



Hepatitis B – 1 in 3



Hepatitis C – 1 in 30



HIV – 1 in 300

# Product Specifications

## Easy Identification

The packaging is equipped with a clearly visible color code for a fast and easy identification of the suitable gauge size and quick differentiation between product variations.



Vasofix® Safety Article Code EU		Gauge	Catheter length (inch)	Catheter length (mm)	Catheter ø (mm)	Flow Rate (ml/min)	Flow Rate (ml/hour)	Stylet/Mandrin Code No.
FEP	PUR							
-	4269071S-01	24	¾	19	0.7	22	1320	-
4268091S-01	4269098S-01	22	1	25	0.9	36	2160	4215095
-	4269217S-01	20	1	25	1.1	65	3900	4215117
4268113S-01	4269110S-01	20	1¼	33	1.1	61	3660	4219104
4268334S-01	4269330S-01	18	1¼	33	1.3	103	6180	4219139
4268130S-01	4269136S-01	18	1¾	45	1.3	96	5760	4219120
4268156S-01	4269152S-01	17	1¾	45	1.5	128	7680	4215150
4268172S-01	4269179S-01	16	2	50	1.7	196	11760	4219171
4268210S-01	4269225S-01	14	2	50	2.2	343	20580	4219201

Sales unit: 200 pcs. (4 boxes x 50 pcs.)

1. Tuma S and Sepkowitz KA. Efficacy of Safety-Engineered Device Implementation in the Prevention of Percutaneous Injuries: A Review of Published Studies. Clin Infect Dis 2006; 42:1159-70.
2. NIOSH ALERT: Preventing Needlestick Injuries in Health Care Settings. Cincinnati, OH: National Institute for Occupational Safety and Health; 1999. US Dept of Health and Human Services (NIOSH) publication 2000-108.
3. Fisman DN, Mittleman M, Sorock G, Harris A. Sharps-Related Injuries in Health Care Workers: A Case-Crossover Study. The Am J of Medicine 2003; 114:688-694.
4. CDC. Workbook for Designing, Implementing, and Evaluating a Sharps Injury Prevention Program. 2008; [www.cdc.gov/sharpsafety/pdf/sharpsworkbook\\_2008.pdf](http://www.cdc.gov/sharpsafety/pdf/sharpsworkbook_2008.pdf).

5. Rapiti E, Prüss-Üstün A, Hutin Y. Assessing the burden of disease from sharp injuries on health-care workers at national and local levels. WHO: Environmental Burden of Disease Series 2005; 11:1-50.
6. Tosini W, et al. Needlestick Injury Rates According to Different Types of Safety-Engineered Devices: Results of a French Multicenter Study. Infect Control and Hosp Epidemiol April 2010; 31:402-407.
7. Suzuki T et al. Comparison of Penetration Force and Catheter Tip Damage of Intravenous Catheters among Different Catheter Tip Designs. Circulation Control 2003; 24:39-45.