



LESS IS MORE

ORTHOPAEDIC
SURGERY

AESCALAP RESET[®]

INTELLIGENT INSTRUMENT AND SET ORGANIZATION

SET ORGANIZATION AND OPTIMIZATION IN ORTHOPAEDICS

Increasing quality assurance requirements in patient care as well as workflow requirements are constantly changing the situation inside the operating theatre considerably.

Even in the therapy field of knee joint replacement, a multitude of additional, system-specific instruments are now being used. They bring with them additional space and volume requirements as well as additional weight. At the same time, complexity and the risk of incomplete instrument trays are increasing with the increasing number of instruments and baskets, while at the same time user acceptance is decreasing. This applies equally to the intra-operative as well as the directly preoperative and postoperative fields. The role of the central sterile services department is also becoming more and more important in order to comply with increasing hygiene standard regulations.

Aesculap AG has decades of experience in the development, provision and processing of surgical instruments as well as in sterile solutions.

Based on this expertise generated through partnerships and in consultation with our users, as a response to the aforementioned, upcoming changes, we have been working on new solutions and concepts that we are continuously expanding and developing further.

Set organization and optimization is a fundamental building block, which is explained in more detail below.

The economical and efficient control of instrument supply, provision, use and processing has become more and more important in recent years. AESCULAP® sees itself as a partner on this journey and supports the clinic in its search for individual solutions far beyond the usual product quality aspects in the fields of endoprosthesis and instruments.

SET (RE)ORGANIZATION PROCESS

Experience shows that targeted and individually tailored set organization and optimization through the active involvement of participating professionals from the medical, surgical and central sterile services departments brings a lot of benefits. This is the only way to ensure that needs-oriented equipment is available, implemented in a targeted manner and that the desired success in everyday clinical use is achieved.

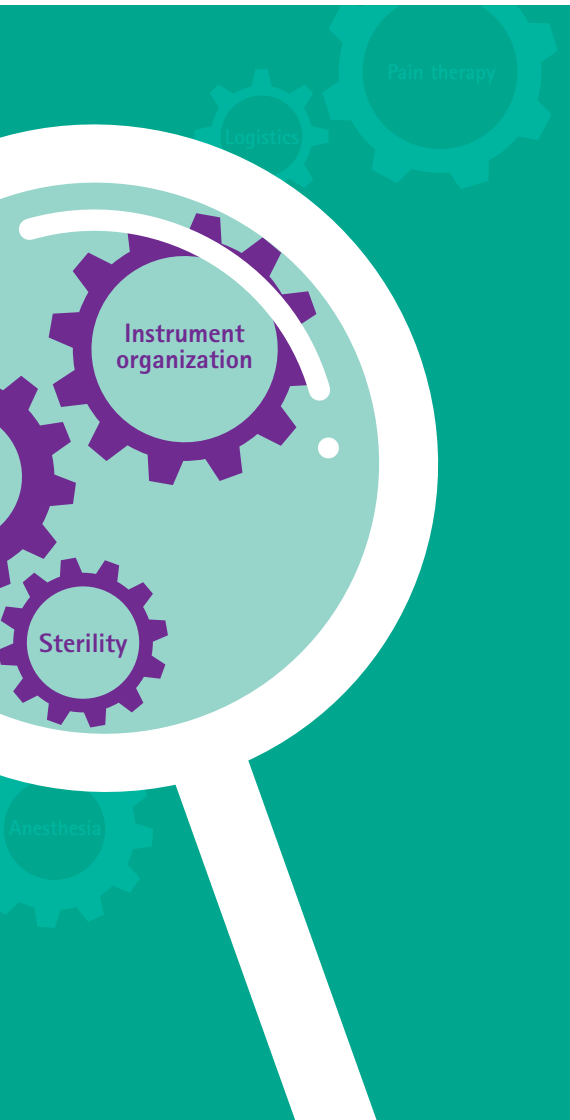
By looking at the clinic's starting situation in detail, we can make, discuss and adapt recommendations. AESCULAP® acts as partner in the realization and implementation of the concept, not just in its preparation, and goes far beyond the standard process.



The Essential: The surgical process itself remains unchanged. The set organization only affects how the instruments are stored.

ANALYSIS

Starting situation



BASIS FOR DIFFERENT SOLUTIONS

Standardization, flexibility and performance factors don't just play a role in set organization and structure. They also play a role in individual trays through the trays' uniform appearance.

The obvious solution is the AESCULAP® OrthoTray®, which permits standardization. The handling, design and process advantages for and with the storage of implant-specific instruments for AESCULAP® hip and knee replacements can be addressed and implemented in a unified manner.

AESCULAP® OrthoTray®

Enables standardization and makes work processes easier



- Color coding
- The large perforation enables a good water flow
- Graphic stencil for reliable and quick packing
- Ergonomic closure and carrying elements

SUGGESTION

Clinic-individualization

ADAPTATION

Details

CONVERSION

Implementation

INSTRUMENT & SET ORGANIZATION IN KNEE ENDOPROSTHETICS

WHAT ARE THE MAIN FACTORS FOR SUCCESS?

More than ever, the focus is on the demand for a high quality implant with optimized processes. In addition to high product quality, the staff involved play a key role. Therefore, all the factors that affect the staff are particularly important. In one study, 90% of staff thought the process effectiveness of a standard instrument set could be improved, and 66% thought the risk of an incomplete instrument set could be reduced (1).

WHAT SUPPORT DOES THE AESCULAP® RESET® SYSTEM OFFER YOU?

The intelligent AESCULAP® RESET® storage system with IQ (intuitive & quick) instruments offers you proven support (1, 2) by

- Improving process workflows, freeing up resources and generating cost reductions
- Increasing quality
- Increasing user acceptance

in comparison to traditional instrument sets.

HOW WILL I BENEFIT?

The AESCULAP® RESET® storage system increases user acceptance and increases quality through improved work processes because of (1, 2):

- Easier handling
- Lower risk of incomplete instrument trays
- Simplified instrumentation (reduction of up to 50%) (less time pressure, improved quality control)
- Reduced process times / costs (approx. 30% reduction; savings of up to €450/operation)
- Short learning and familiarization phase

AESCULAP® RESET®

Fewer instruments in the operating theatre



Fewer instruments to be processed




Lower costs /

(1) Eiff W. Instrumentation Management and Process Optimization in the Operation Theatre. Aesculap SBA Orthopaedics Update Meeting; 2015 July 10; Frankfurt, Germany.

(2) Eiff W. Prozessoptimierung und Kostensenkung. HCM. 2016 Dec;7:34-7.

HIGH USER ACCEPTANCE – AESCULAP® RESET®

FOR QUALITY AND EFFICIENCY.



Tangible benefits
IQ instruments (intuitive & quick)



Effective and efficient processing
Validated wash storage Aesculap® OrthoTray®



Better overview
Size-specific + color-coded
Storage Aesculap® RESET®

THE RIGHT INSTRUMENTS.

The color-coding of the IQ instruments helps you to allocate the instruments correctly. The instruments' high level of functionality enables standardized and precise operations, with the layout and design preventing incorrect assembly.

THE RIGHT STORAGE.

With the OrthoTrays, Aesculap® offers a storage option for the new IQ instrument generation, which does not just protect the tools brilliantly but which can be used to reliably prepare them in a validated process. An adapted graphic stencil enables reliable and quick packing.

THE RIGHT CONCEPT.

Often fewer than 30% of instruments are used during knee replacement surgery (1, 2). The other instruments lead to confusion in the operating theater and increase the number of instruments that require processing and, therefore, increase costs as well. The Aesculap® RESET® concept enables size-specific storage of a reduced number of instruments, provides a better overview with a simplified instrumentation and enables effective and efficient processing.

Saves time and resources



Higher quality and efficiency

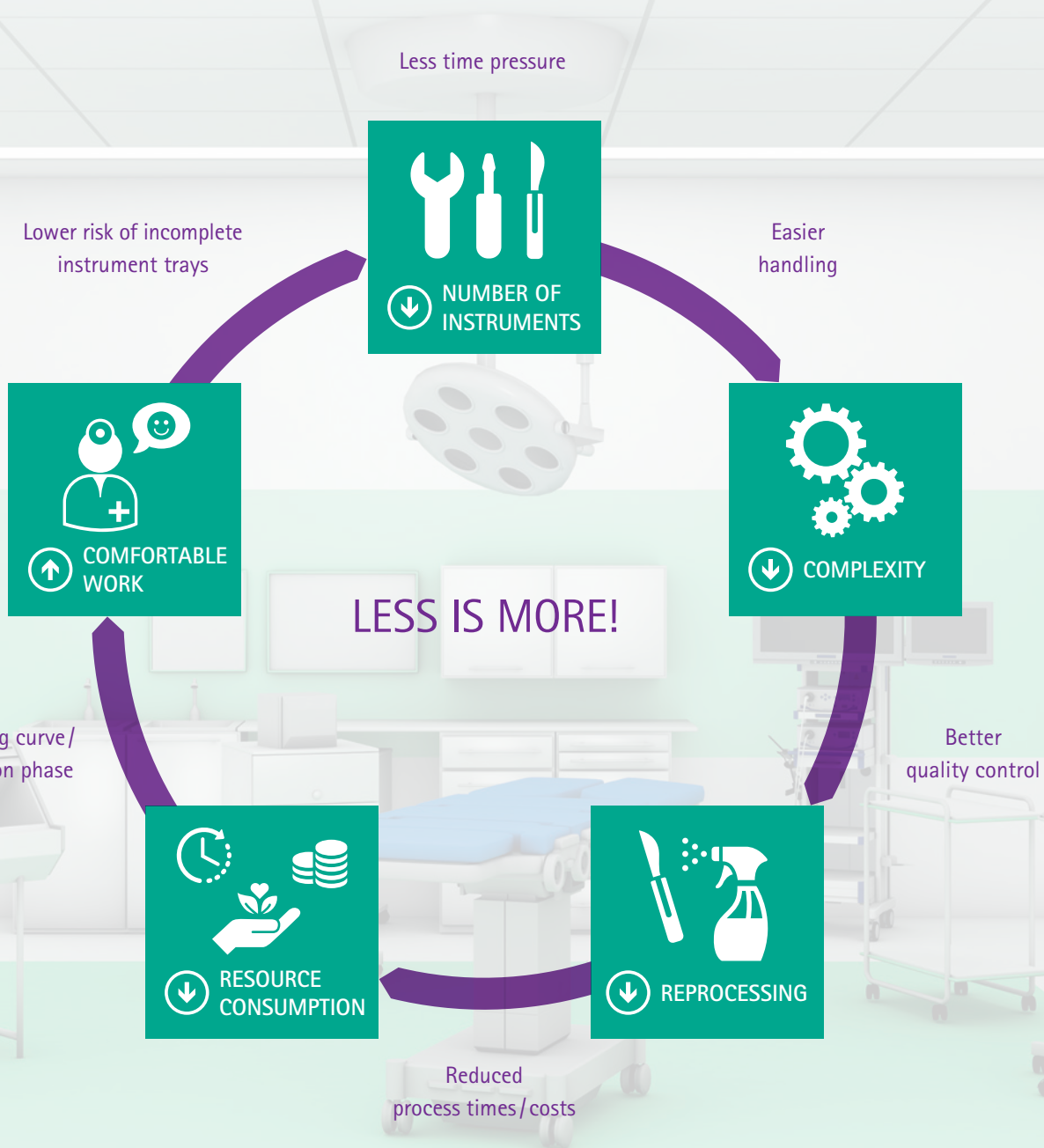


More comfortable work

(1) Eiff W. Instrumentation Management and Process Optimization in the Operation Theatre. Aesculap SBA Orthopaedics Update Meeting; 2015 July 10; Frankfurt, Germany.

(2) Eiff W. Prozessoptimierung und Kostensenkung. HCM. 2016 Dec;7:34-7.

AESCALAP® RESET® – THE RIGHT CONCEPT




AESCULAP® RESET®

AESCULAP® RESET® makes the instruments required for transport, operations and processing available with a clear layout.

Operations are started with the general instruments (yellow basket).

Once the size of the required components has been determined, the corresponding half baskets with the size-specific instruments required (red/blue), or the instruments required for tibia preparation (blue) are opened.













AESCULAP® RESET® using the Columbus® as an example

KNEE TRAY OVERVIEW

AESCULAP® Columbus®

AESCULAP® RESET® IQ Columbus® GENERAL INSTRUMENTS

SET		NQ1500
Hexagon chuck adapter		GB413R
Hexagon chuck adapter with triangular shaft		GB414R
T-handle		NE198R
Target rod with sleeve		NE331R
Check plate for guiding slots		NE456R
Target rod, long		NP471R
Pin support box		NP580R
Fixing pin		NP582R/ NP586R
Pin driver		NP613R
Femur insert for NS600R		NQ1031/ NQ1032
Guide for winglet chisel		NQ1096R
Winglet chisel handle		NQ1097R
Drill with stop D 12 mm/ 14 mm		NQ1116R/ Q1126R
Tibia trial plateau holder		NQ378R
Drill with stop D 6 mm		NQ449R
Tibia protection and sizing plate		NQ502R/ NQ503R
Tibial/ distal cutting block		NS334R
ML femoral size gauge		NS339R
Osteotome, curved 20/ 205 mm		NS366R
Stem tightening key		NS378R
Femoral component impactor		NS424
Tibial plateau impactor		NS425
Femur cut spacer		NS498
Implant holding/ insertion instrument		NS600R
Cutting check plate		NS850R
Spacer for tibia cut		NS852R/ NS854R
Graphic stencil		TF200
Storage		NQ1501R
Lid		JA455R
Container		JK444
Lid for container		JK489
Target rod with sleeve 400 mm optional		NE332R





Manual pre-cleaning recommended.

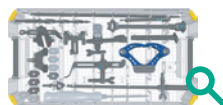


For further information please refer to reprocessing instructions/instructions for use.

AESCU LAP® RESET® IQ Columbus® MANUAL INSTRUMENTS





SET		NQ1002
Stepped drill for intramedullary alignment rod		NS330R
Intramedullary alignment rod D 8 mm		NS331R
Intramedullary alignment system		NS332R
Femur orientation sleeve AP 5° / 6° / 7°		NS335R / NS337R
Manual femoral alignment block		NS340R
Holding rod for tibia cutting guide		NS341R
Tibia alignment system handle		NS342R
Tibia alignment system proximal fixation		NS343R
Support for bimalleolar clamp		NS344R
Tibia alignment system bimalleolar clamp		NS345R
Tibia stylus		NS347R
Distal femur contact plate large		NS834R
Tibia orientation sleeve 0°		NS843R
Intramedullary tibia stylus for orientation sleeves		NS847R
Storage		NQ1012R
Lid		JA455R
Graphic stencil		TF162
Container		JK442
Lid for container		JK489

ADDITIONAL INSTRUMENTS (OPTIONAL)		
Tibia stylus with clamp		NE425R
IQ screwdriver SW 3.5		NS423R
IQ femur IM orientation sleeve 8°		NS578R / NS579R
Tibia orientation sleeve 3° / 5° / 7°		NS844R / NS846R
IQ FGT extramedullary alignment system with proximal fixation		NS863R







KNEE TRAY OVERVIEW

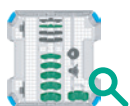
AESCULAP® RESET® IQ Columbus® TIBIA PREPARATION DD

		SIZE 0/0+	SIZE 1/1+	SIZE 2/2+	SIZE 3/3+	SIZE 4/4+	SIZE 5+
SET		NQ1520	NQ1521	NQ1522	NQ1523	NQ1524	NQ1525
Tibial trial plateau		NQ1079R	NQ1081R	NQ1083R	NQ1085R	NQ1087R	NQ1089R
Tibial trial plateau +		NQ1080R	NQ1082R	NQ1084R	NQ1086R	NQ1088R	
Winglet chisel		NQ1090R	NQ1091R	NQ1092R	NQ1093R	NQ1094R	NQ1095R
Tibia drill sleeve		NQ1111R	NQ1111R	NQ1112R	NQ1113R	NQ1124R	NQ1125R
CR/PS trial spacer 6 mm		NQ504	NQ514	NQ524	NQ534	NQ544	NQ554
CR/PS trial gliding surfaces 10/12/14 mm		NQ505/NQ507	NQ515/NQ517	NQ525/NQ527	NQ535/NQ537	NQ545/NQ547	NQ555/NQ557
Graphic stencil		TF177	TF180	TF184	TF188	TF192	TF196



AESCULAP® RESET® IQ Columbus® TIBIA PREPARATION UCR

		SIZE 0/0+	SIZE 1/1+	SIZE 2/2+	SIZE 3/3+	SIZE 4/4+	SIZE 5+
SET		NQ1550	NQ1551	NQ1552	NQ1553	NQ1554	NQ1555
Tibial trial plateau		NQ1079R	NQ1081R	NQ1083R	NQ1085R	NQ1087R	NQ1089R
Tibial trial plateau +		NQ1080R	NQ1082R	NQ1084R	NQ1086R	NQ1088R	
(UCR) Winglet chisel		NQ1090R	NQ1091R	NQ1272R	NQ1273R	NQ1274R	NQ1275R
Tibia drill sleeve		NQ1111R	NQ1111R	NQ1111R	NQ1111R	NQ1121R	NQ1121R
UCR trial gliding surface 10 - 20 mm in 2 mm intervals		NQ1200/NQ1205	NQ1210/NQ1215	NQ1220/NQ1225	NQ1230/NQ1235	NQ1240/NQ1245	NQ1250/NQ1255
UCR insert trial gliding surface		NQ1290R	NQ1291R	NQ1292R	NQ1293R	NQ1294R	NQ1295R
UCR insert trial gliding surface end tibia		NS200	NS201	NS202	NS203	NS204	NS205
Graphic stencil		TF179	TF183	TF187	TF191	TF195	TF199





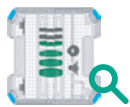
Manual pre-cleaning recommended.



For further information please refer to [reprocessing instructions/instructions for use](#).

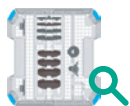
AESCULAP® RESET® IQ Columbus® TIBIA PREPARATION UC

		SIZE 0/0+	SIZE 1/1+	SIZE 2/2+	SIZE 3/3+	SIZE 4/4+	SIZE 5+
SET		NQ1540	NQ1541	NQ1542	NQ1543	NQ1544	NQ1545
Tibial trial plateau		NQ1079R	NQ1081R	NQ1083R	NQ1085R	NQ1087R	NQ1089R
Tibial trial plateau +		NQ1080R	NQ1082R	NQ1084R	NQ1086R	NQ1088R	
Winglet chisel		NQ1090R	NQ1091R	NQ1092R	NQ1093R	NQ1094R	NQ1095R
Tibia drill sleeve		NQ1111R	NQ1111R	NQ1112R	NQ1113R	NQ1124R	NQ1125R
CR/PS trial spacer 6 mm		NQ504	NQ514	NQ524	NQ534	NQ544	NQ554
UC trial gliding surfaces 10/12/14 mm		NQ305/NQ307	NQ315/NQ317	NQ325/NQ327	NQ335/NQ337	NQ345/NQ347	NQ355/NQ357
Graphic stencil		TF178	TF182	TF186	TF190	TF194	TF198



AESCULAP® RESET® IQ Columbus® TIBIA PREPARATION RP




		SIZE 0/0+	SIZE 1/1+	SIZE 2/2+	SIZE 3/3+	SIZE 4/4+	SIZE 5+
SET			NQ1531	NQ1532	NQ1533	NQ1534	NQ1535
Tibial trial plateau			NQ1081R	NQ1083R	NQ1085R	NQ1087R	NQ1089R
Tibial trial plateau +			NQ1082R	NQ1084R	NQ1086R	NQ1088R	
Winglet chisel			NQ1091R	NQ1092R	NQ1093R	NQ1094R	NQ1095R
Tibia drill sleeve			NQ1111R	NQ1112R	NQ1113R	NQ1124R	NQ1125R
RP trial gliding surface 10 - 16 mm in 2 mm intervals			NQ1310/NQ1313	NQ1320/NQ1323	NQ1330/NQ1333	NQ1340/NQ1343	NQ1350/NQ1353
RP insert trial gliding surface			NQ1391R	NQ1392R	NQ1393R	NQ1394R	NQ1395R
RP insert trial gliding surface final tibia			NQ1381	NQ1382	NQ1383	NQ1384	NQ1385
Graphic stencil			TF181	TF185	TF189	TF193	TF197

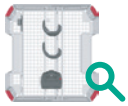


TIBIA PREPARATION	SIZE 0/0+	SIZE 1/1+	SIZE 2/2+	SIZE 3/3+	SIZE 4/4+	SIZE 5+
Storage	NQ1570R	NQ1571R	NQ1572R	NQ1573R	NQ1574R	NQ1575R
Lid	JA415R	JA415R	JA415R	JA415R	JA415R	JA415R
Container	JK342	JK342	JK342	JK342	JK342	JK342
Lid for container	JK389	JK389	JK389	JK389	JK389	JK389

KNEE TRAY OVERVIEW

AESCULAP® RESET® IQ Columbus® FEMUR PREPARATION

	SIZE 1+	SIZE 2+	SIZE 3+	SIZE 4+	SIZE 5+	SIZE 6+	SIZE 7	SIZE 8
SET	NQ1511	NQ1512	NQ1513	NQ1514	NQ1515	NQ1516	NQ1517	NQ1T518
4-in-1 femur cutting guide 	NQ1041R	NQ1042R	NQ1043R	NQ1044R	NQ1045R	NQ1046R	NQ1047R	NQ1048R
Columbus® trial femur L 	NQ451R	NQ1052R	NQ1053R	NQ1054R	NQ1055R	NQ1056R	NQ1057R	NQ458R
Columbus® trial femur R 	NQ461R	NQ1062R	NQ1063R	NQ1064R	NQ1065R	NQ1066R	NQ1067R	NQ468R
Storage	NQ1561R	NQ1562R	NQ1563R	NQ1564R	NQ1565R	NQ1566R	NQ1567R	NQ1568R
Lid	JA415R	JA415R	JA415R	JA415R	JA415R	JA415R	JA415R	JA415R
Graphic stencil	TF201	TF202	TF203	TF204	TF205	TF206	TF207	TF208
Container	JK342	JK342	JK342	JK342	JK342	JK344	JK344	JK344
Lid for container	JK389	JK389	JK389	JK389	JK389	JK389	JK389	JK389



KNEE TRAY OVERVIEW

AESCLAP® VEGA System® PS




Manual pre-cleaning recommended.



For further information please refer to reprocessing instructions/instructions for use.

AESCLAP® RESET® IQ VEGA System® PS GENERAL INSTRUMENTS











SET		NS1040
Hexagon chuck adapter		GB413R
Hexagon chuck adapter with triangular shaft		GB414R
T-handle		NE198R
Target rod with sleeve		NE331R
Check plate for guiding slots		NE456R
Target rod, long		NP471R
Pin support box		NP580R
Fixing pin		NP582R/ NP586R
Pin driver		NP613R
Femur insert for NS600R		NQ1031/ NQ1032
Tibia protection and sizing plate		NQ502R/ NQ503R
Screwdriver SW 4.5		NQ660R
Additional femur cut spacer		NS329
Tibial/distal cutting block		NS334R
ML femoral size gauge		NS339R
Osteotome, curved 20/205 mm		NS366R
Guide for femur box chisel		NS367R
Femur box chisel		NS368R
Stop for box preparation chisel		NS369R
Femoral component impactor		NS424
Femur gauge holder		NS428R
Implant holding/insertion instrument		NS600R
Cutting check plate		NS850R
Graphic stencil		TF242
Storage		NS1041R
Lid		JA455R
Target rod with sleeve 400 mm optional		NE332R
Container		JK444
Lid for container		JK489






KNEE TRAY OVERVIEW

AESCALAP[®] VEGA System[®] PS

AESCALAP[®] RESET[®] IQ VEGA System[®] PS MANUAL INSTRUMENTS

SET		NQ1002
Stepped drill for intramedullary alignment rod		NS330R
Intramedullary alignment rod D 8 mm		NS331R
Intramedullary alignment system		NS332R
Femur orientation sleeve AP 5° / 6° / 7°		NS335R / NS337R
Manual femoral alignment block		NS340R
Holding rod for tibia cutting guide		NS341R
Tibia alignment system handle		NS342R
Tibia alignment system proximal fixation		NS343R
Support for bimalleolar clamp		NS344R
Tibia alignment system bimalleolar clamp		NS345R
Tibia stylus		NS347R
Distal femur contact plate large		NS834R
Tibia orientation sleeve 0°		NS843R
Intramedullary tibia stylus for orientation sleeves		NS847R
Storage		NQ1012R
Lid		JA455R
Graphic stencil		TF162
Container		JK442
Lid for container		JK489

ADDITIONAL INSTRUMENTS (OPTIONAL)		
Tibia stylus with clamp		NE425R
IQ screwdriver SW 3.5		NS423R
IQ femur IM orientation sleeve 8°		NS578R / NS579R
Tibia orientation sleeve 3° / 5° / 7°		NS844R / NS846R
IQ FGT extramedullary alignment system with proximal fixation		NS863R





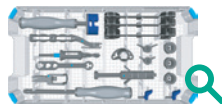
Manual pre-cleaning recommended.



For further information please refer to [reprocessing instructions/instructions for use](#).

AESCULAP® RESET® IQ VEGA System® PS GENERAL TIBIA PREPARATION



SET		NS1044
Winglet chisel handle		NQ1097R
Tibia trial plateau holder		NQ378R
Drill with stop 12 mm		NS1029R
Winglet chisel		NS1031R/1032R
Guide for winglet rasp		NS1033R
Tibia drilling sleeves D 12, 14, 16 mm		NS1034R-1036R
Removal pin		NS365R/NS348R
Stem tightening key		NS378R
Counterholder for shaft fixation		NS390R
Tibial plateau impactor		NS425
Spacers for tibia cut 10 - 20 mm		NS852R/NS854R
Storage		NS1045R
Lid		JA455R
Graphic stencil		TF246
Container		JK442
Lid for container		JK489

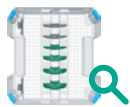


KNEE TRAY OVERVIEW





AESCLAP® VEGA System® PS

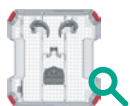
AESCLAP® RESET® IQ VEGA System® PS TIBIA PREPARATION

	SIZE 0/0+	SIZE 1/1+	SIZE 2/2+	SIZE 3/3+	SIZE 4/4+	SIZE 5+
SET	NS1060	NS1061	NS1062	NS1063	NS1064	NS1065
Tibial trial plateau 	NS349R	NS351R	NS353R	NS355R	NS357R	NS359R
Tibial trial plateau + 	NS350R	NS352R	NS354R	NS356R	NS358R	
PS trial spacer 6 mm	NS274	NS279	NS284	NS289	NS294	NS299
PS trial gliding surfaces 10/12/14 mm	NS270/NS272	NS275/NS277	NS280/NS282	NS285/NS287	NS290/NS292	NS295/NS297
Graphic stencil	TF260	TF261	TF262	TF263	TF264	TF265
Re-processing information	TF269/TF270	TF269/TF270	TF269/TF270	TF269/TF270	TF269/TF270	TF269/TF270
Storage	NS1080R	NS1081R	NS1082R	NS1083R	NS1084R	NS1085R
Lid	JA415R	JA415R	JA415R	JA415R	JA415R	JA415R
Container	JK342	JK342	JK342	JK342	JK342	JK342
Lid for container	JK389	JK389	JK389	JK389	JK389	JK389



AESCLAP® RESET® IQ VEGA System® PS FEMUR PREPARATION

	SIZE 1+	SIZE 2+	SIZE 3+	SIZE 4+	SIZE 5+	SIZE 6+	SIZE 7	SIZE 8
SET	NS1051	NS1052	NS1053	NS1054	NS1055	NS1056	NS1057	NS1058
4-in-1 femur cutting guide 	NS321R	NS322R	NS323R	NS324R	NS325R	NS326R	NS327R	NS328R
Trial femur component L 	NS301RM	NS302RM	NS303RM	NS304RM	NS305RM	NS306RM	NS307RM	NS308RM
Trial femur component R 	NS311RM	NS312RM	NS313RM	NS314RM	NS315RM	NS316RM	NS317RM	NS318RM
Removable femur trial box 	NS821R	NS822R	NS823R	NS824R	NS825R	NS826R	NS827R	NS828R
Storage	NS1071R	NS1072R	NS1073R	NS1074R	NS1075R	NS1076R	NS1077R	NS1078R
Lid	JA415R	JA415R	JA415R	JA415R	JA415R	JA415R	JA415R	JA415R
Graphic stencil	TF251	TF252	TF253	TF254	TF255	TF256	TF257	TF258
Re-processing information	TF267	TF267	TF267	TF267	TF267	TF267	TF267	TF267
Container	JK342	JK342	JK342	JK344	JK344	JK344	JK344	JK344
Lid for container	JK389	JK389	JK389	JK389	JK389	JK389	JK389	JK389



KNEE TRAY OVERVIEW

AESCLAP® e.motion®



Manual pre-cleaning recommended.



For further information please refer to reprocessing instructions/instructions for use.

AESCLAP® RESET® IQ e.motion®

GENERAL INSTRUMENTS

SET		NS500
Hexagon chuck adapter		GB413R
Hexagon chuck adapter with triangular shaft		GB414R
Torque wrench		NE160R
T-handle		NE198R
Intramedullary drill D 9 mm		NE443R
Check plate for guiding slots		NE456R
Drill with stop D 5 mm		NE458R
Target rod, long		NP471R
Pin support box		NP580R
Fixing pin		NP582R/ NP586R
Pin driver		NP613R
Tibia protection plate		NQ377R
Torque wrench adapter SW 3.5		NQ658R
Tibial/distal cutting block		NS334R
Femoral component impactor		NS424
Femur cut spacers		NS497/ NS499
ML femoral size gauge		NS581R
Implant holding/insertion instrument		NS600R
Femur insert for NS600R		NS601/ NS603
Cutting check plate		NS850R
Spacers for tibia cut		NS852R/ NS854R
Graphic stencil		TF150
Storage		NS510R
Lid		JA455R
Container		JK444
Lid for container		JK489

ADDITIONAL INSTRUMENTS (OPTIONAL, ONLY FOR PS PRO)











Mini tray with lid		JF146R
PS Pro trial cam insert for femur		NS763R NS765R NS767R
e.motion® PS Pro femur box drill		NS794R/ NS796R
e.motion® PS Pro box drill drilling sleeve		NS797R/ NS799R






KNEE TRAY OVERVIEW

AESULAP® e.motion®

AESULAP® RESET® IQ e.motion® MANUAL INSTRUMENTS

SET		NS501
Intramedullary alignment rod D 8 mm		NS331R
Intramedullary alignment system		NS332R
Femur adjustment sleeve 5° / 6° / 7°		NS335R / NS337R
Holding rod for tibia cutting guide		NS341R
Tibia alignment system handle		NS342R
Tibia alignment system proximal fixation		NS343R
Bimalleolar clamp support		NS344R
Tibia alignment system bimalleolar clamp		NS345R
Tibia stylus		NS347R
Sizing / alignment instrument		NS580R
Distal femur contact plate		NS834R
Tibia IM orientation sleeve 0°		NS843R
Tibia IM stylus		NS847R
Graphic stencil		TF151
Storage		NS511R
Lid		JA455R
Container		JK442
Lid for container		JK489

ADDITIONAL INSTRUMENTS (OPTIONAL)		
Tibia stylus with clamp		NE425R
IQ screwdriver SW 3.5		NS423R
IQ femur IM orientation sleeve 8°		NS578R / NS579R
Tibia orientation sleeve 3° / 5° / 7°		NS844R / NS846R
IQ FGT extramedullary alignment system with proximal fixation		NS863R









Manual pre-cleaning recommended.



For further information please refer to [reprocessing instructions/instructions for use](#).

AESCULAP® RESET® IQ e.motion® PRO TIBIA PREPARATION

SET	NS509
Torque wrench adapter SW 4.5	NP450R
Holder for tibia trial/preparation plateau 	NQ378R
Screw plug D 12 mm	NS363R
Stem tightening key	NS378R
Tibial plateau impactor	NS425
Impactor/extractor handle 	NS520R
Counterholder for shaft fixation	NS570R
Pro tibia drill sleeves D 12/14/16 mm	NS727R/NS729R
Pro tibia trial/preparation plateau T2 - T8	NS732R/NS738R
Pro rotation peg	NS739R
Pro primary drill D 14 mm	NS790R
Tibia osteodenser L/R 	NS791R/792R
Centering sleeve for osteodenser	NS793R
Graphic stencil	TF078
Storage	NS519R
Lid	JA455R
Container	JK442
Lid for container	JK489



KNEE TRAY OVERVIEW



AESCULAP® e.motion®





Manual pre-cleaning recommended.

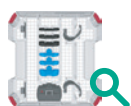


For further information please refer to reprocessing instructions/instructions for use.

	SIZE 2+	SIZE 3+	SIZE 4+	SIZE 5+	SIZE 6+	SIZE 7	SIZE 8
SET	NS502	NS503	NS504	NS505	NS506	NS507	NS508
4-in-1 femur cutting guide 	NS582R	NS583R	NS584R	NS585R	NS586R	NS587R	NS588R
Femoral trial implant UC Pro L/R 	NE702K/752K	NE703K/753K	NE704K/754K	NE705K/755K	NE706K/756K	NE707K/757K	NE708K/758K
Trial meniscus components 6/12 mm	NS622/652	NS623/653	NS624/654	NS625/655	NS626/656	NS627/657	NS628/658
Complement plate 4/6/8 mm	NS675/NS677	NS675/NS677	NS685/NS687	NS685/NS687	NS685/NS687	NS695/NS697	NS695/NS697
Graphic stencil	TF152	TF153	TF154	TF155	TF156	TF157	TF158



	SIZE 2+	SIZE 3+	SIZE 4+	SIZE 5+	SIZE 6+	SIZE 7	SIZE 8
SET	NS912	NS913	NS914	NS915	NS916	NS917	NS918
4-in-1 femur cutting guide 	NS582R	NS583R	NS584R	NS585R	NS586R	NS587R	NS588R
Femoral trial implant PS Pro L/R 	NS740K/750K	NS741K/751K	NS742K/752K	NS744K/754K	NS746K/756K	NS748K/758K	NS749K/759K
Trial meniscus components 6/12 mm	NS772/782	NS773/783	NS774/784	NS775/785	NS776/786	NS777/787	NS778/788
Complement plate 4/6/8 mm	NS675/NS677	NS675/NS677	NS685/NS687	NS685/NS687	NS685/NS687	NS695/NS697	NS695/NS697
Graphic stencil	TF212	TF213	TF214	TF215	TF216	TF217	TF218



	SIZE 2+	SIZE 3+	SIZE 4+	SIZE 5+	SIZE 6+	SIZE 7	SIZE 8
Storage	NS512R	NS513R	NS514R	NS515R	NS516R	NS517R	NS518R
Lid	JA415R	JA415R	JA415R	JA415R	JA415R	JA415R	JA415R
Container	JK342	JK342	JK344	JK344	JK344	JK344	JK344
Lid for container	JK389	JK389	JK389	JK389	JK389	JK389	JK389

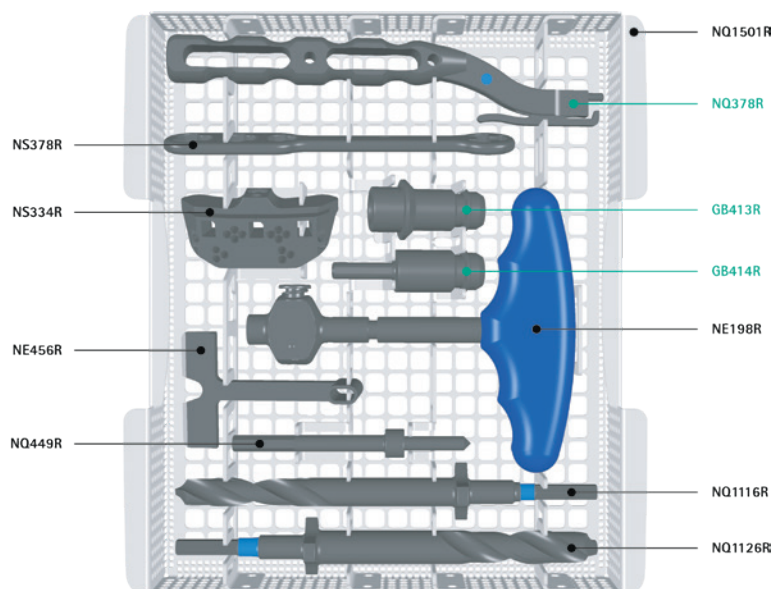
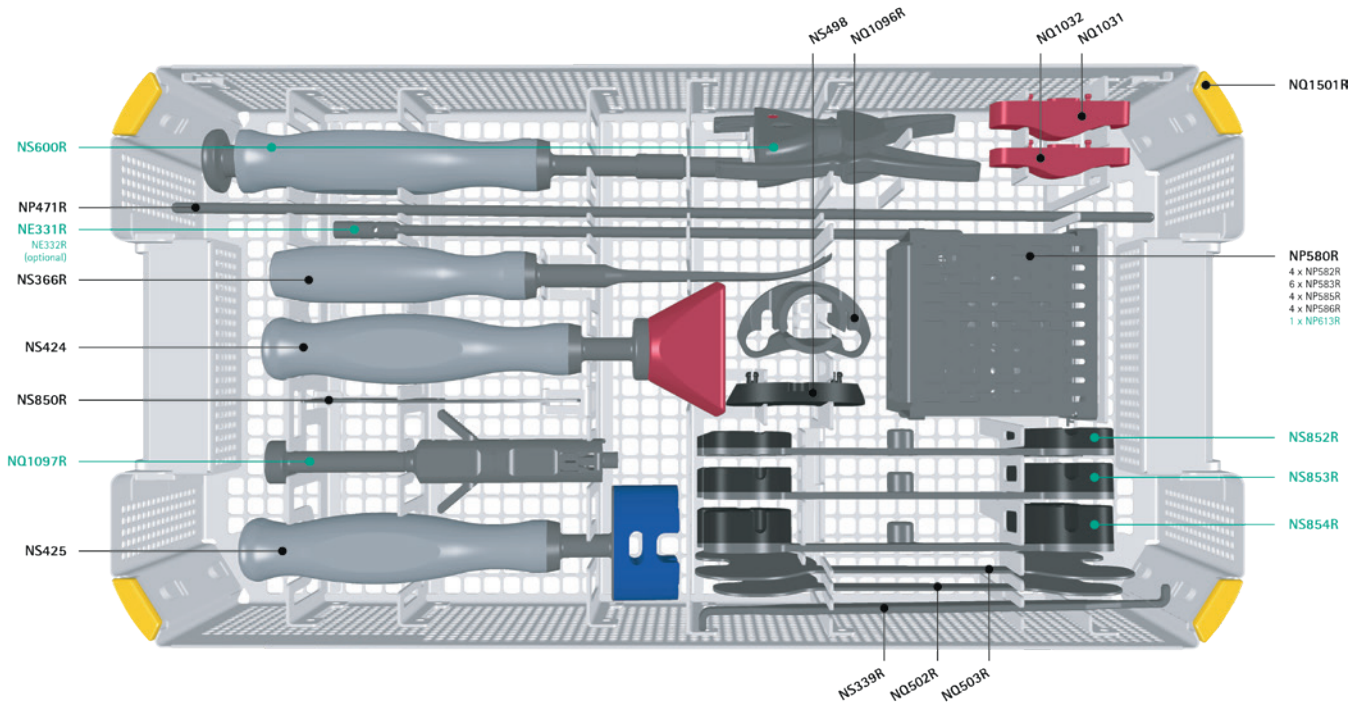
KNEE TRAY IMAGE

AESCULAP® Columbus®

Manual pre-cleaning recommended.

For further information please refer to [reprocessing instructions/instructions for use](#).

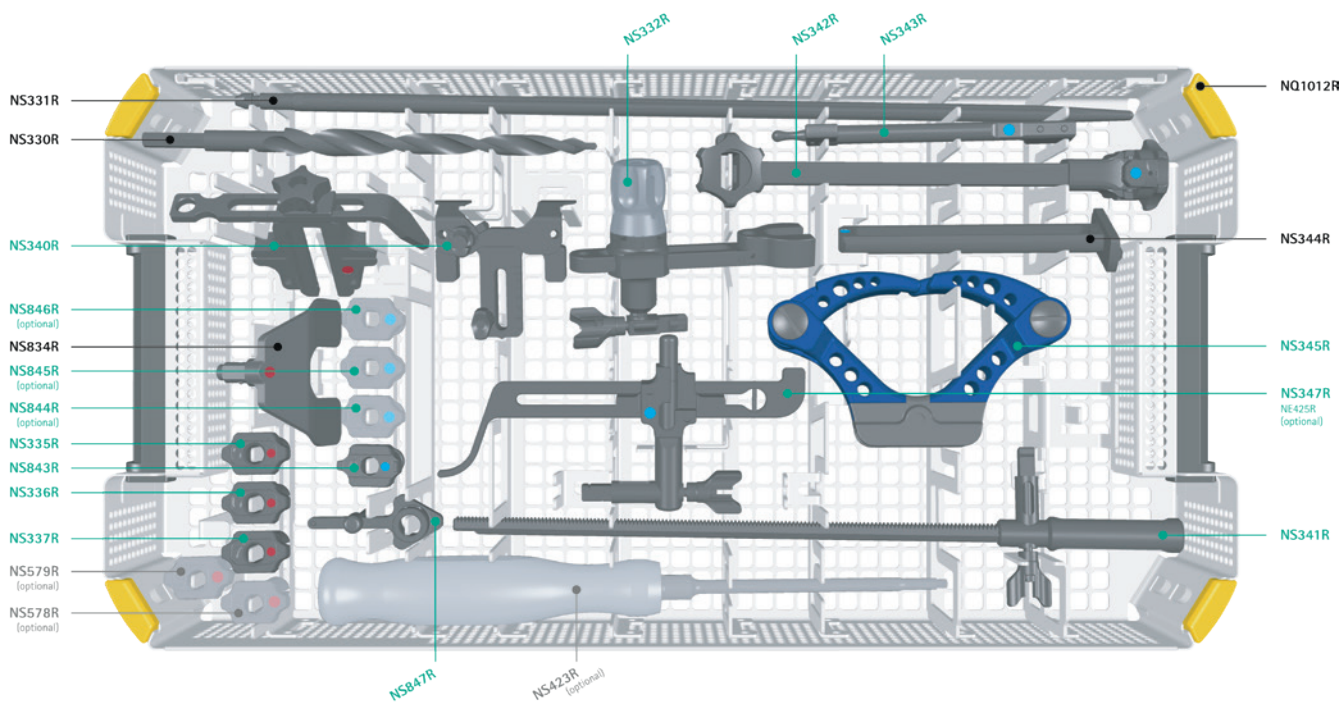
AESCULAP® RESET® IQ Columbus® NQ1500 GENERAL INSTRUMENTS



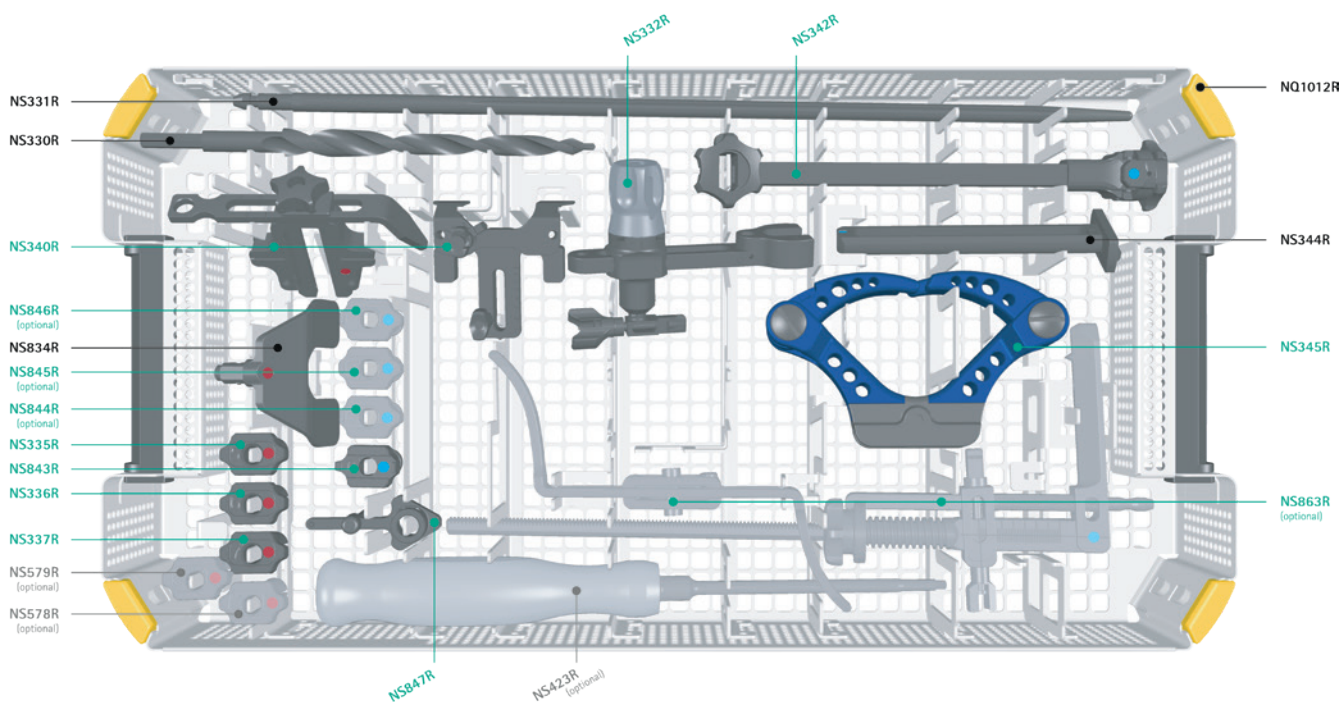
KNEE TRAY IMAGE

AESCULAP® Columbus®

AESCULAP® RESET® IQ Columbus®
NQ1002 MANUAL INSTRUMENTS



ALTERNATIVE STORAGE
NQ1002 MANUAL INSTRUMENTS



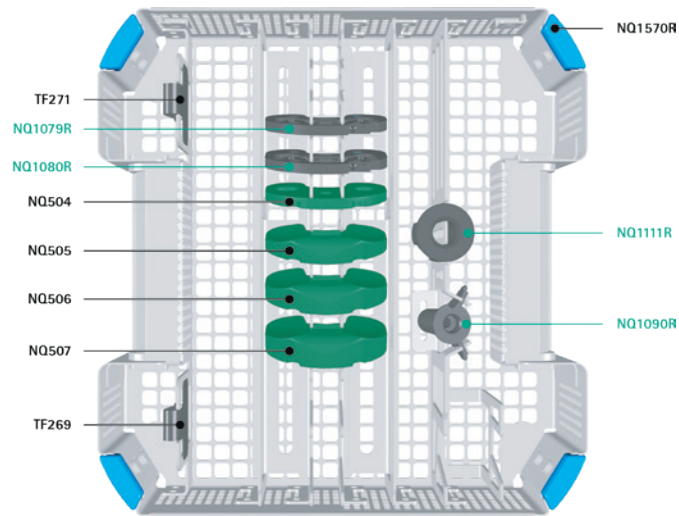
Manual pre-cleaning recommended.

For further information please refer to reprocessing instructions/instructions for use.

AESCULAP® RESET® IQ Columbus®

TIBIA PREPARATION DD

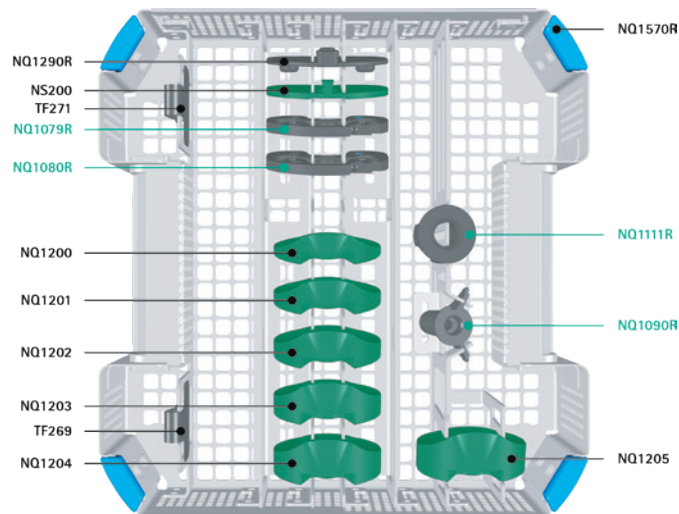
Example: NQ1520, size 0/0+



AESCULAP® RESET® IQ Columbus®

TIBIA PREPARATION UCR

Example: NQ1550, size 0/0+



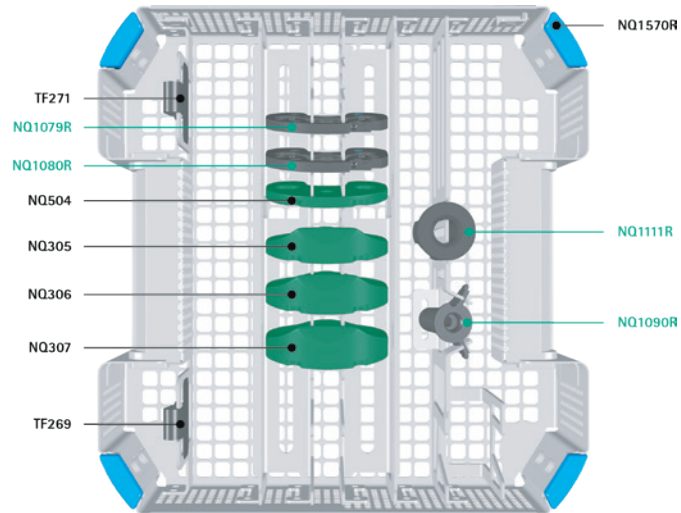
KNEE TRAY IMAGE

AESCU LAP[®] Columbus[®]

AESCU LAP[®] RESET[®] IQ Columbus[®]

TIBIA PREPARATION UC

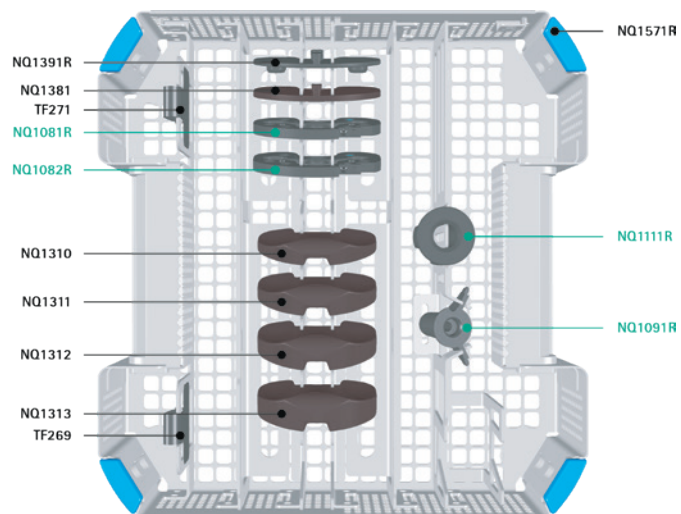
Example: NQ1540, size 0/0+



AESCU LAP[®] RESET[®] IQ Columbus[®]

TIBIA PREPARATION RP

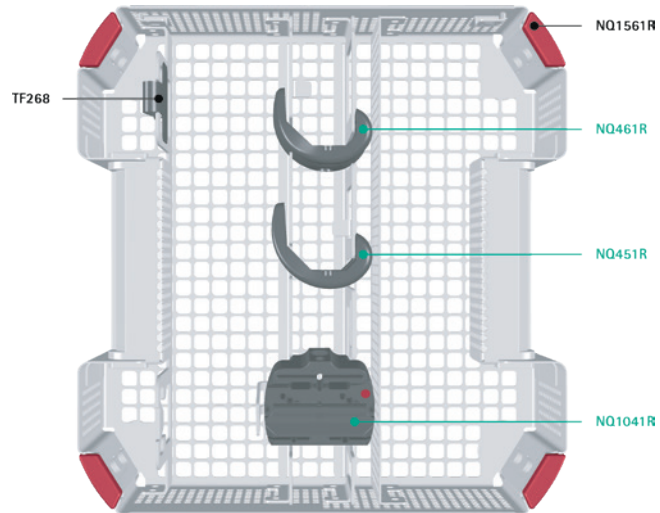
Example: NQ1531, size 1/1+



Manual pre-cleaning recommended.

For further information please refer to [reprocessing instructions/instructions for use](#).

AESCALAP® RESET® IQ Columbus®
FEMUR PREPARATION
Example: NQ1511, size 1

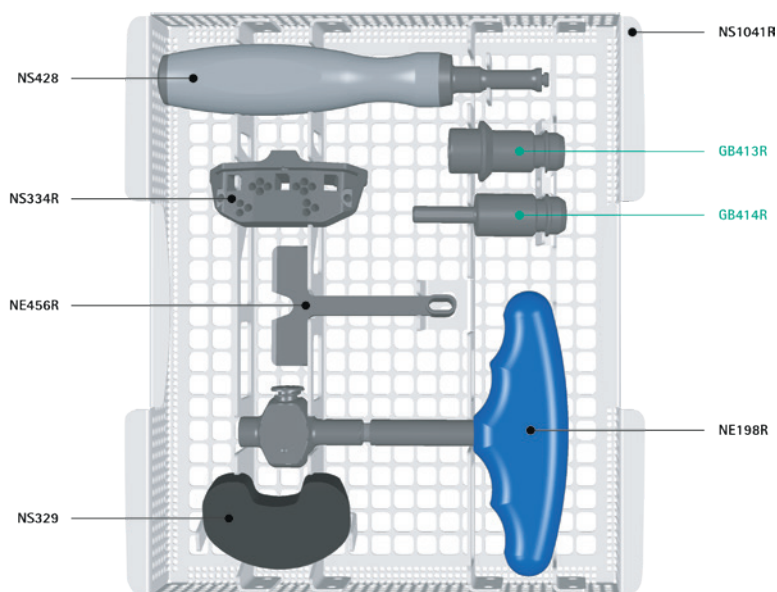
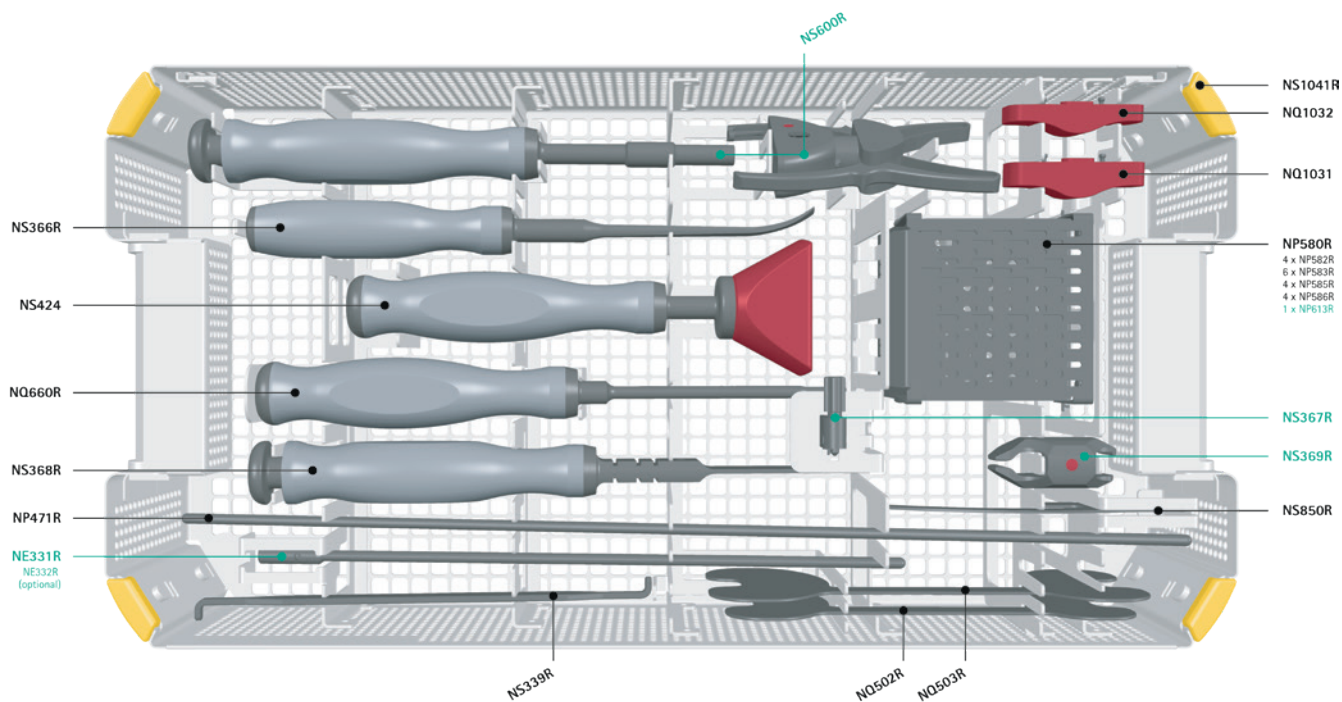


KNEE TRAY IMAGE

AESCULAP® VEGA System® PS

AESCULAP® RESET® IQ VEGA System® PS

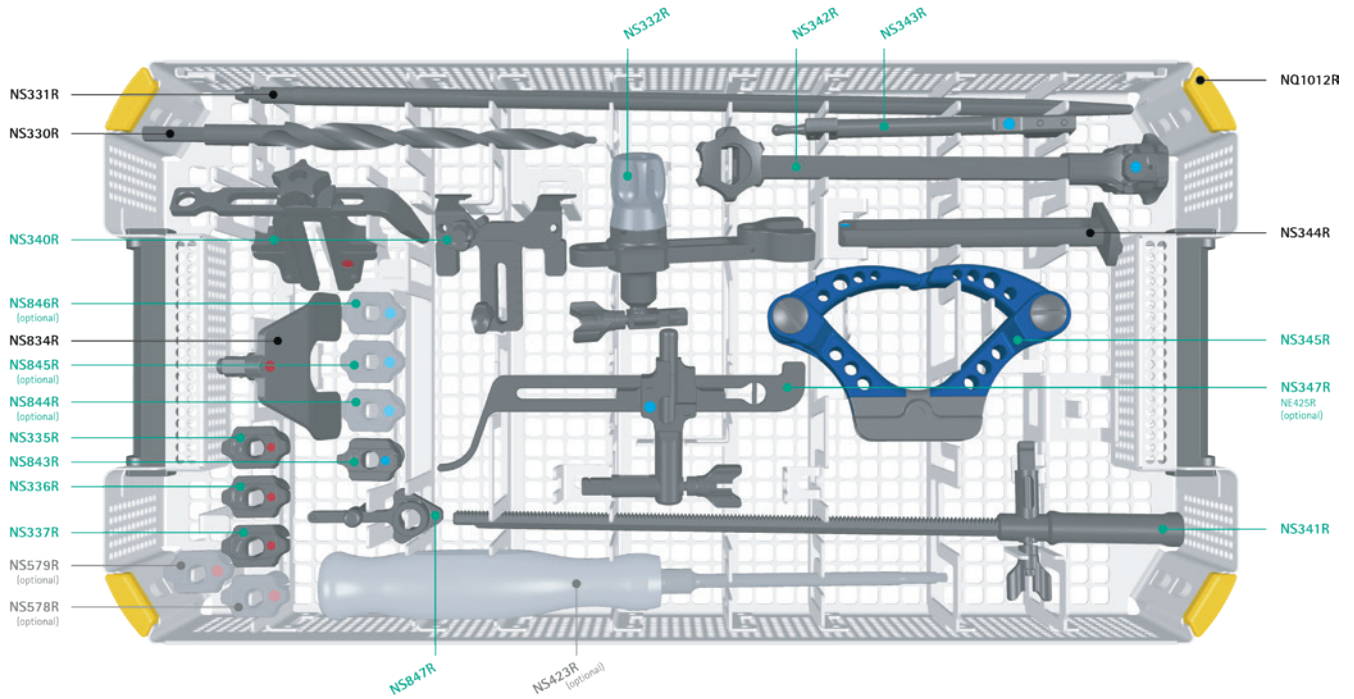
NS1040 GENERAL INSTRUMENTS



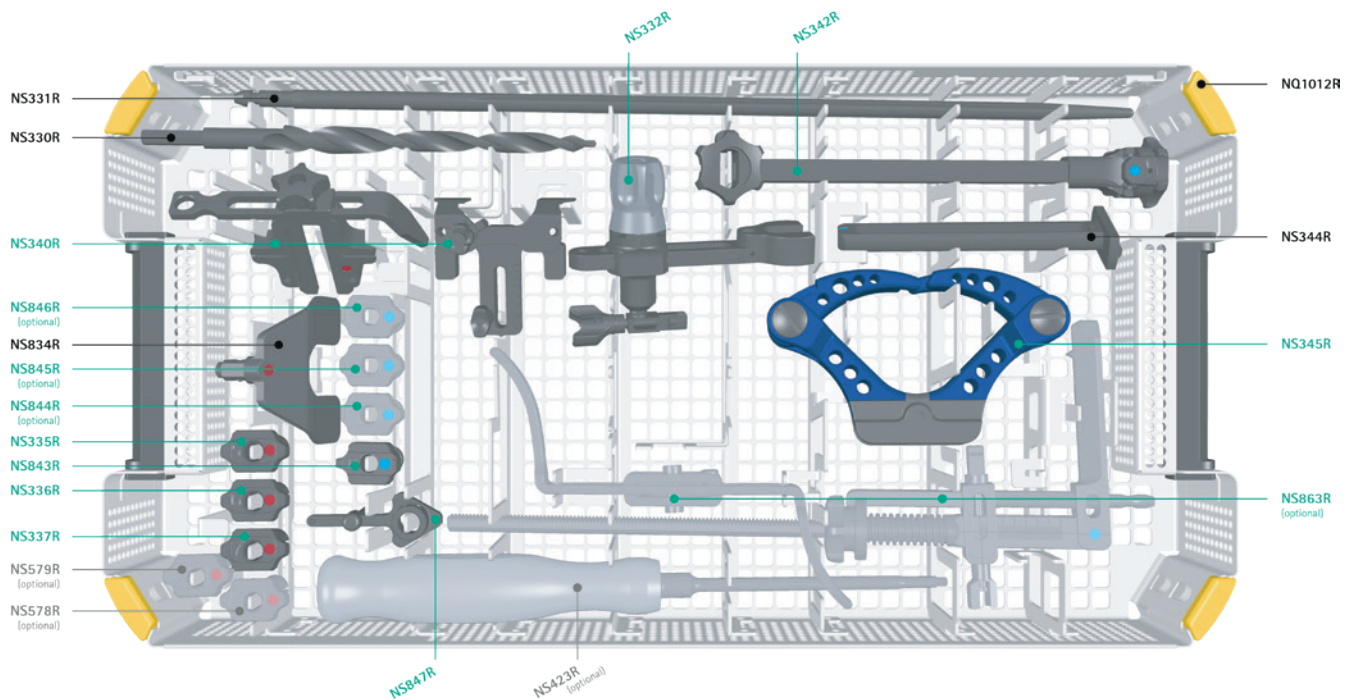
Manual pre-cleaning recommended.

For further information please refer to reprocessing instructions/instructions for use.

AESCULAP® RESET® IQ VEGA System® PS NQ1002 MANUAL INSTRUMENTS



ALTERNATIVE STORAGE NQ1002 MANUAL INSTRUMENTS

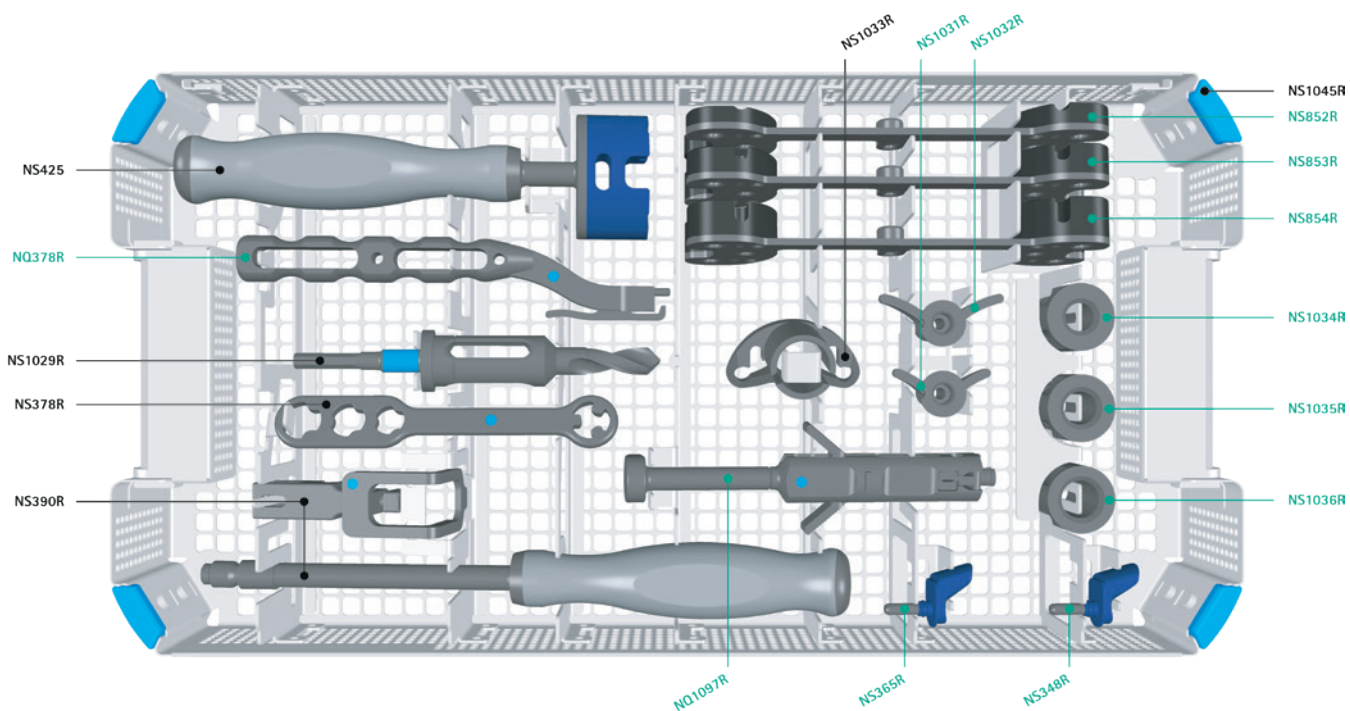


KNEE TRAY IMAGE

AESCLAP® VEGA System® PS

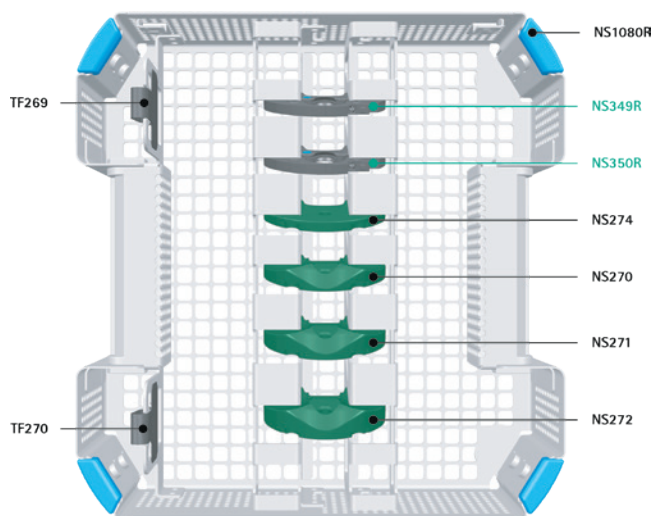
AESCLAP® RESET® IQ VEGA System® PS

NS1044 TIBIA PREPARATION GENERAL



AESCLAP® RESET® IQ VEGA System® PS

Example: NS1060, size 0/0+



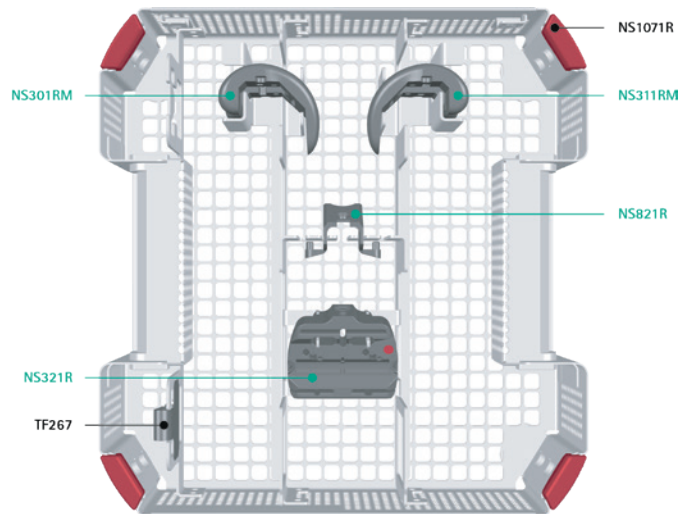
Manual pre-cleaning recommended.

For further information please refer to [reprocessing instructions/instructions for use](#).

AESCALAP® RESET® IQ VEGA System® PS

FEMUR PREPARATION

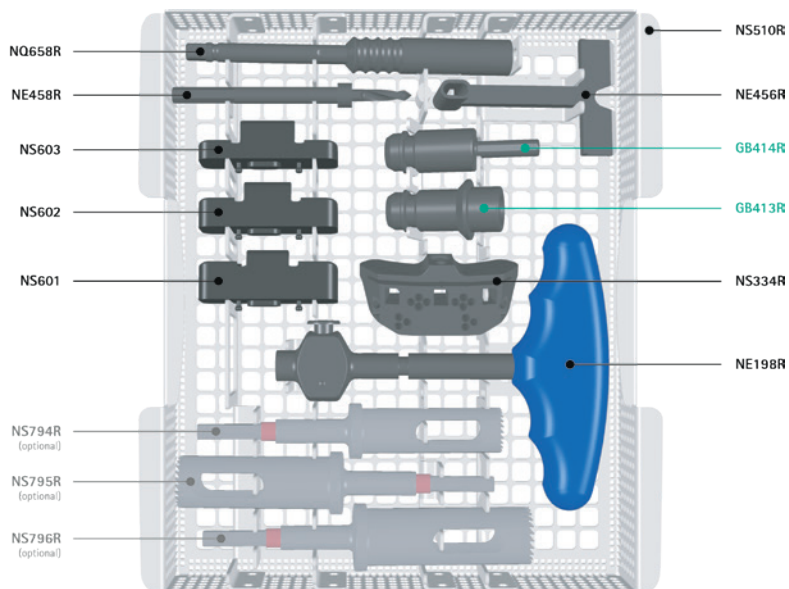
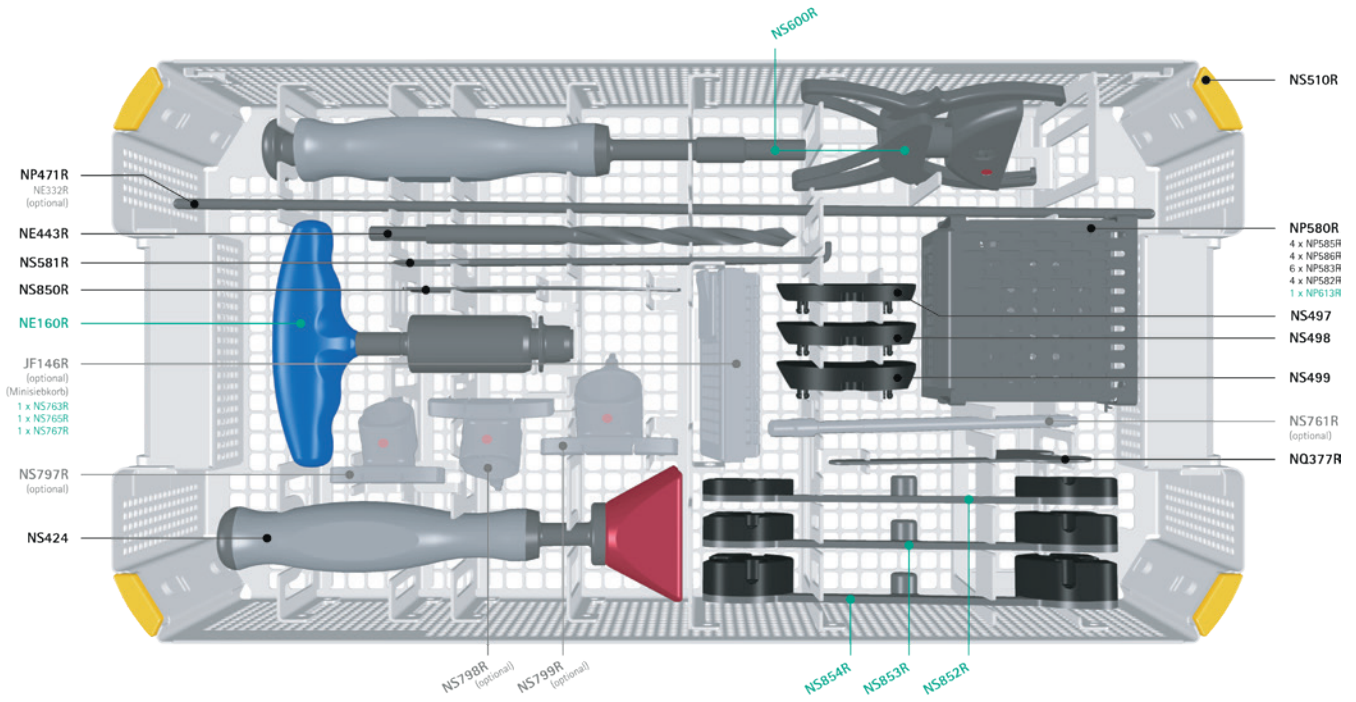
Example: NS1051, size 1



KNEE TRAY IMAGE

AESCLAP® e.motion®

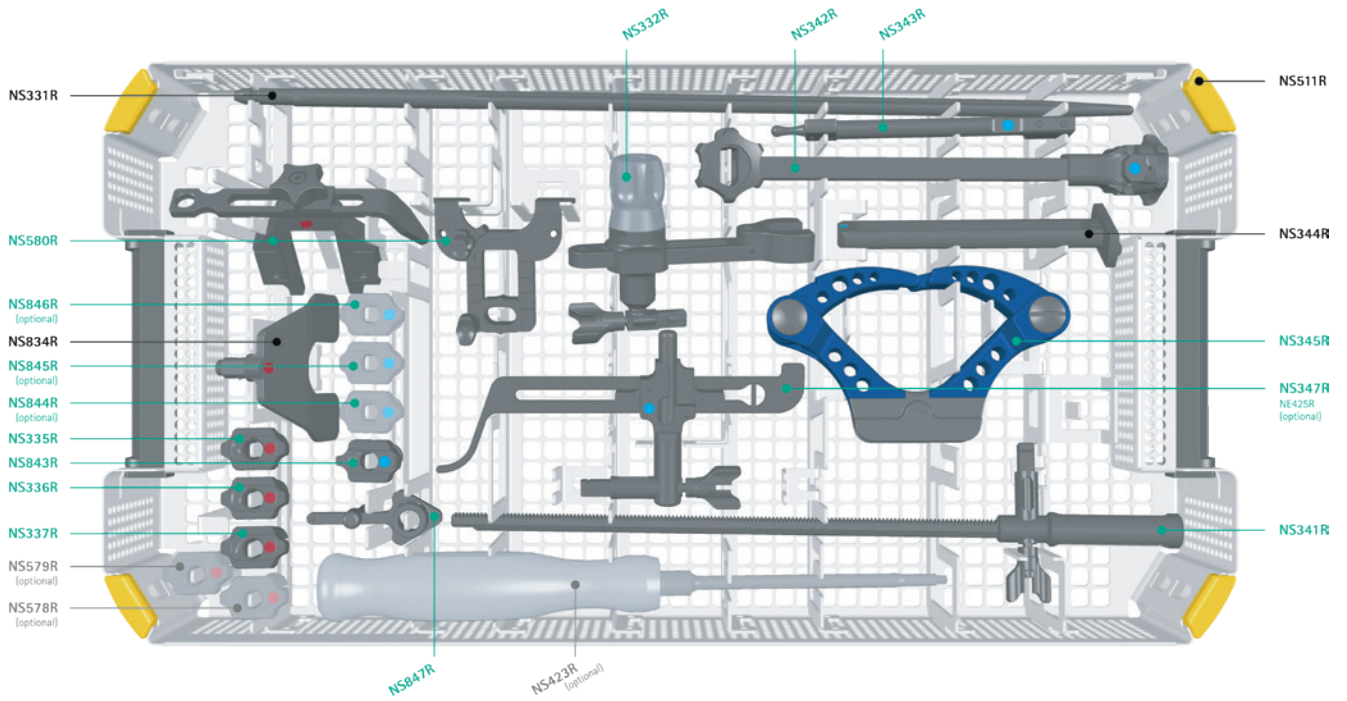
AESCLAP® RESET® IQ e.motion®
NS500 GENERAL INSTRUMENTS



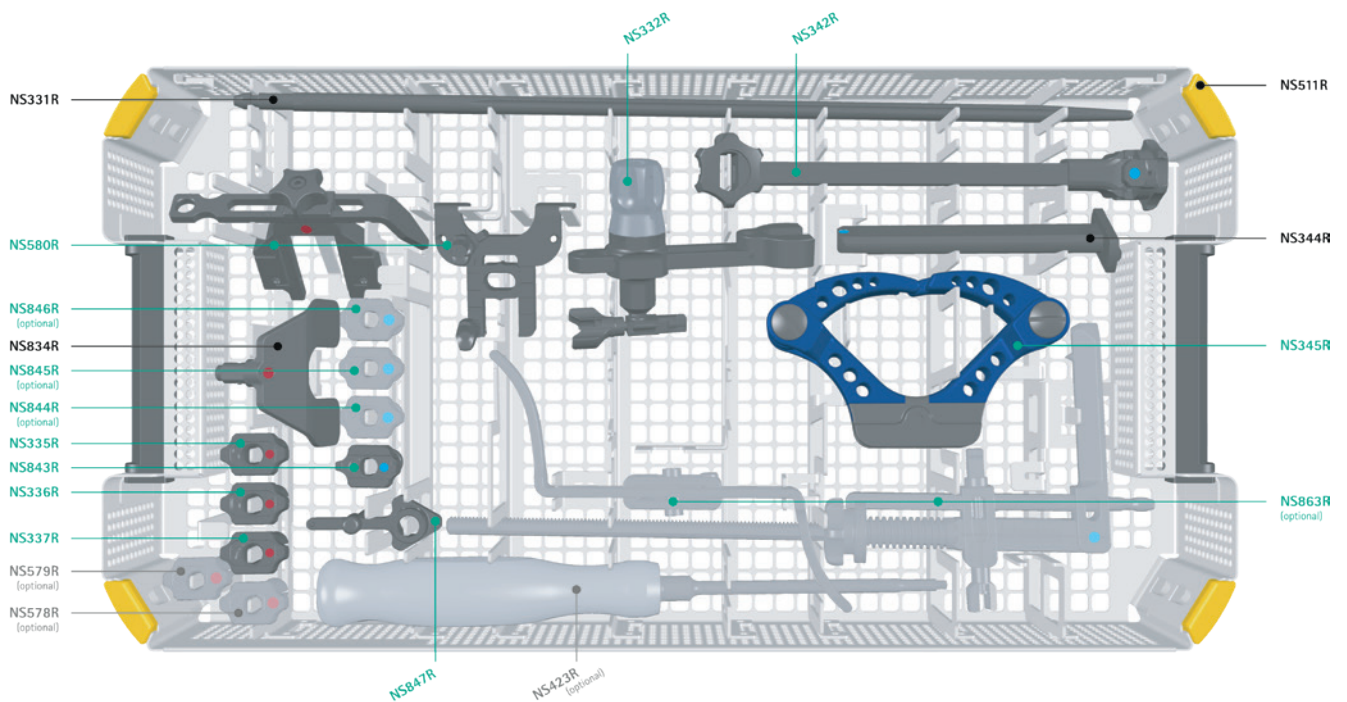
Manual pre-cleaning recommended.

For further information please refer to [reprocessing instructions/instructions for use](#).

AESCU LAP® RESET® IQ e.motion® NS501 MANUAL INSTRUMENTS



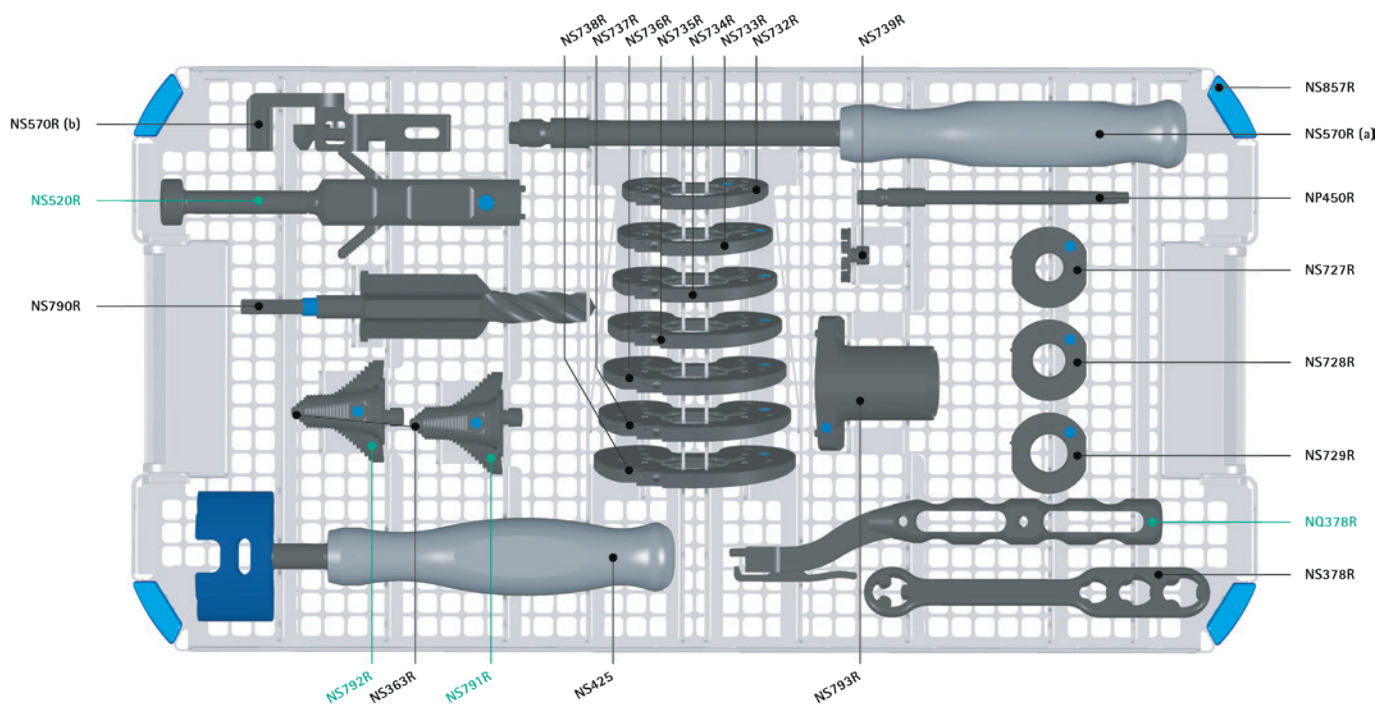
ALTERNATIVE STORAGE NS501 MANUAL INSTRUMENTS



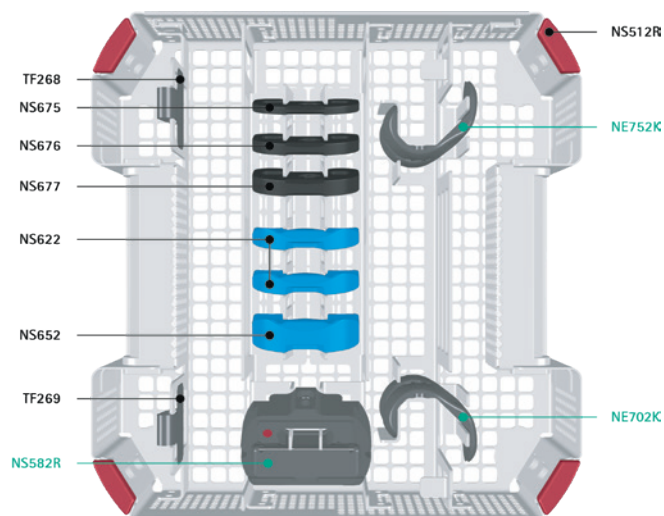
KNEE TRAY IMAGE

AESCULAP® e.motion®

AESCULAP® RESET® IQ e.motion® Pro
NS509 TIBIA PREPARATION



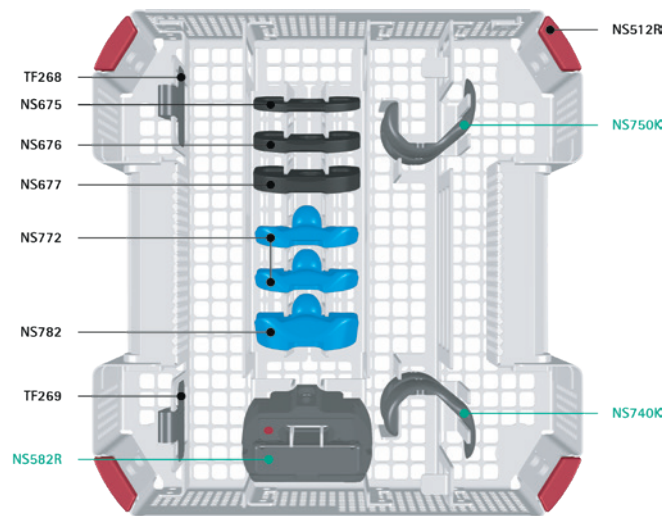
AESCULAP® RESET® IQ e.motion® IQ UC Pro
FEMUR PREPARATION AND TRIAL COMPONENTS
Example: NS502, size 2



Manual pre-cleaning recommended.

For further information please refer to [reprocessing instructions/instructions for use](#).

AESCULAP® RESET® IQ e.motion® PS Pro
FEMUR PREPARATION AND TRIAL COMPONENTS
Example: NS912, size 2



AESFULAP[®] – a B. Braun brand

Aesculap AG | Am Aesculap-Platz | 78532 Tuttlingen | Germany
Phone +49 7461 95-0 | Fax +49 7461 95-2600 | www.aesculap.com

The main product trademark "AESFULAP" and the product trademarks "AESFULAP OrthoTray", "AESFULAP RESET", "Columbus", "e.motion" and "VEGA System" are registered trademarks of Aesculap AG.

Subject to technical changes. All rights reserved. This brochure may only be used for the exclusive purpose of obtaining information about our products. Reproduction in any form partial or otherwise is not permitted.