



MINIMALLY INVASIVE
SURGERY

AESCULAP® Caiman®

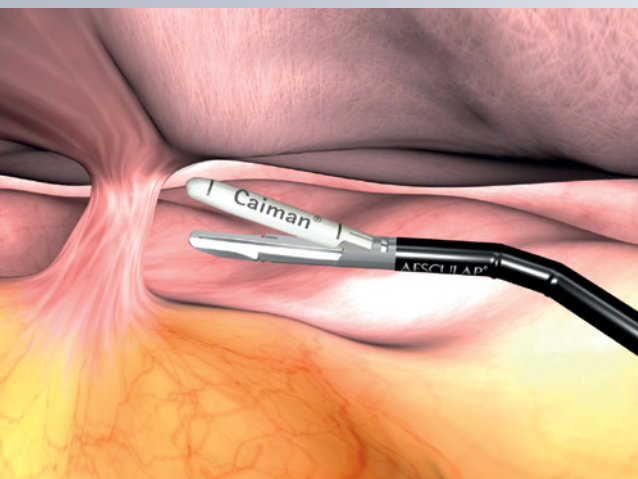
ADVANCED BIPOLAR SEAL AND CUT TECHNOLOGY

AESCULAP® Caiman®

ADVANCED BIPOLAR SEAL AND CUT TECHNOLOGY

Caiman® is intended to be used as a multipurpose vessel sealing instrument in laparoscopic and open surgery within the surgical fields of general surgery, gynecology, urology and thoracic surgery.¹

- **ONE SEAL CONFIDENCE**
State of the art vessel sealing with only one energy activation²
- **UNIFORM TISSUE COMPRESSION**
Leads to consistent sealing quality from distal to proximal tip²
- **TIP FIRST CLOSURE**
Retains tissues within the jaws for improved compression²
- **TISSUE DISSECTION**
Fine curved Maryland jaw design allows increased dissection performance and enhanced tip visualization³
- **LONG JAW TIP**
Enlarged vessel sealing length and improved surgical efficiency²
- **80 DEGREE ARTICULATION JAW**
Allows simplified navigation in challenging anatomy⁴

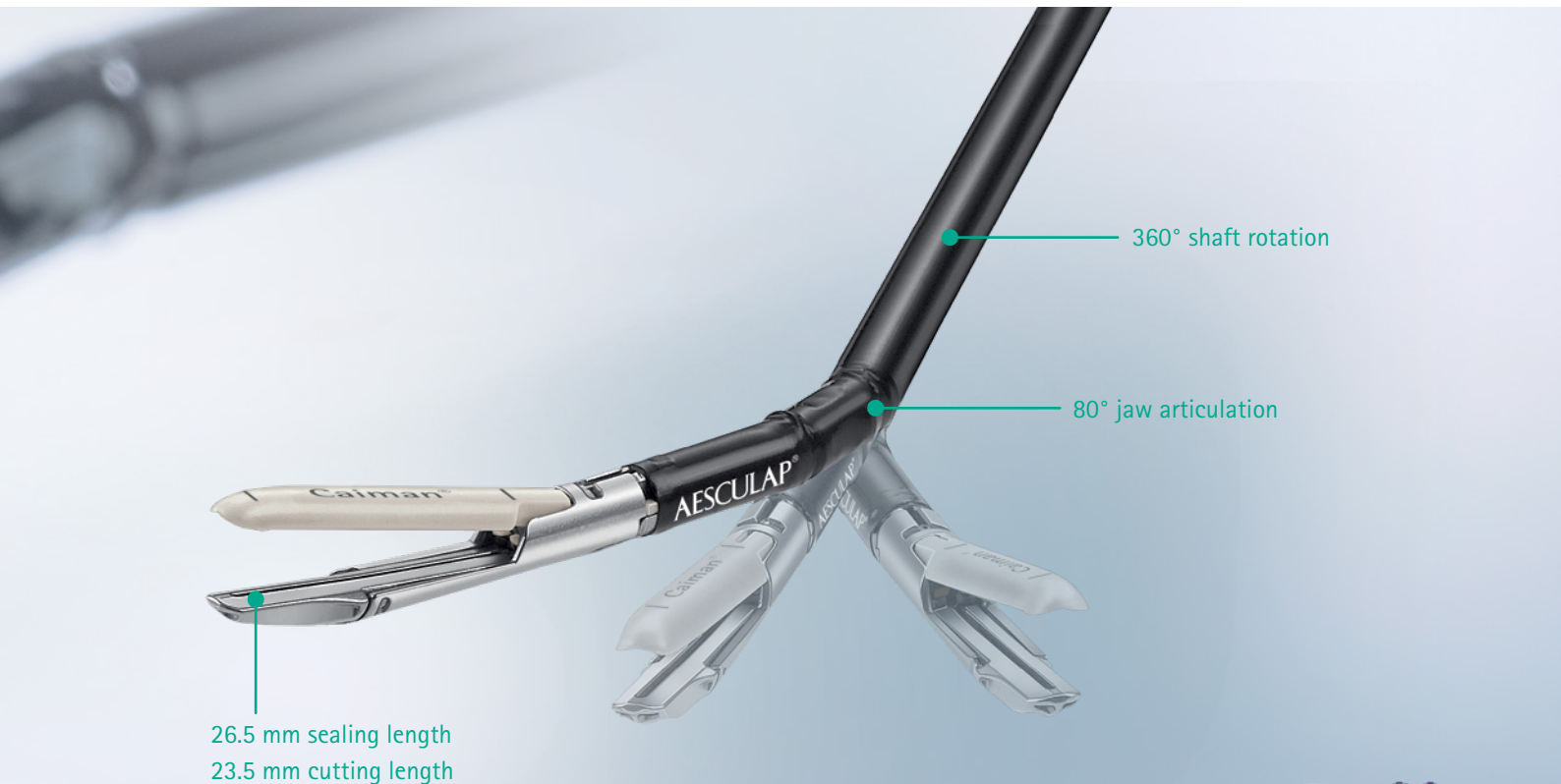


Caiman® INSTRUMENTS

seal vessels up to 7 mm in diameter and feature an average thermal spread of less than 1 mm. Effectively seals with virtually no adhesion or charring.²

80° ARTICULATING JAW

The Caiman® line are the first HF tissue and vessel sealing instruments with an articulating jaw – providing a more flexible, agile device for surgical procedures.⁵








STRONG UNIFORM COMPRESSION

within the jaw is key to creating a confident seal. Compression force in other devices may decline from proximal to distal end influencing the sealing quality.²

Red represents minimum required pressure (or greater). Blue represents insufficient pressure.² Minimum required pressures based on Aesculap calculated requirements. Graphs of minimum required pressure produced on a synthetic tissue model.

ORDERING INFORMATION

		Shaft diameter	Working length	Pcs. per pack
	Caiman® 5, NON ARTICULATING JAW			
	PL718SU* / PL738SU**	5 mm	24 cm	6
	PL720SU* / PL740SU**	5 mm	36 cm	6
	PL722SU* / PL742SU**	5 mm	44 cm	6
	Caiman® 5, NON ARTICULATING MARYLAND JAW			
	PL754SU* / PL774SU**	5 mm	12.5 cm	6
	PL755SU* / PL775SU**	5 mm	17 cm	6
	PL750SU* / PL770SU**	5 mm	36 cm	6
	PL752SU* / PL772SU**	5 mm	44 cm	6
	Caiman® 5, ARTICULATING JAW			
	PL719SU* / PL739SU**	5 mm	24 cm	6
	PL721SU* / PL741SU**	5 mm	36 cm	6
	PL723SU* / PL743SU**	5 mm	44 cm	6
	Caiman® 5, ARTICULATING MARYLAND JAW			
	PL751SU* / PL771SU**	5 mm	36 cm	6
	PL753SU* / PL773SU**	5 mm	44 cm	6
	Caiman® 12, ARTICULATING JAW			
	PL730SU	12 mm	24 cm	3
	PL731SU	12 mm	44 cm	3

LEKTRAFUSE RF-GENERATOR (WITHOUT MAIN CABLE)




GN200

LEKTRAFUSE RF-GENERATOR ACCESSORIES

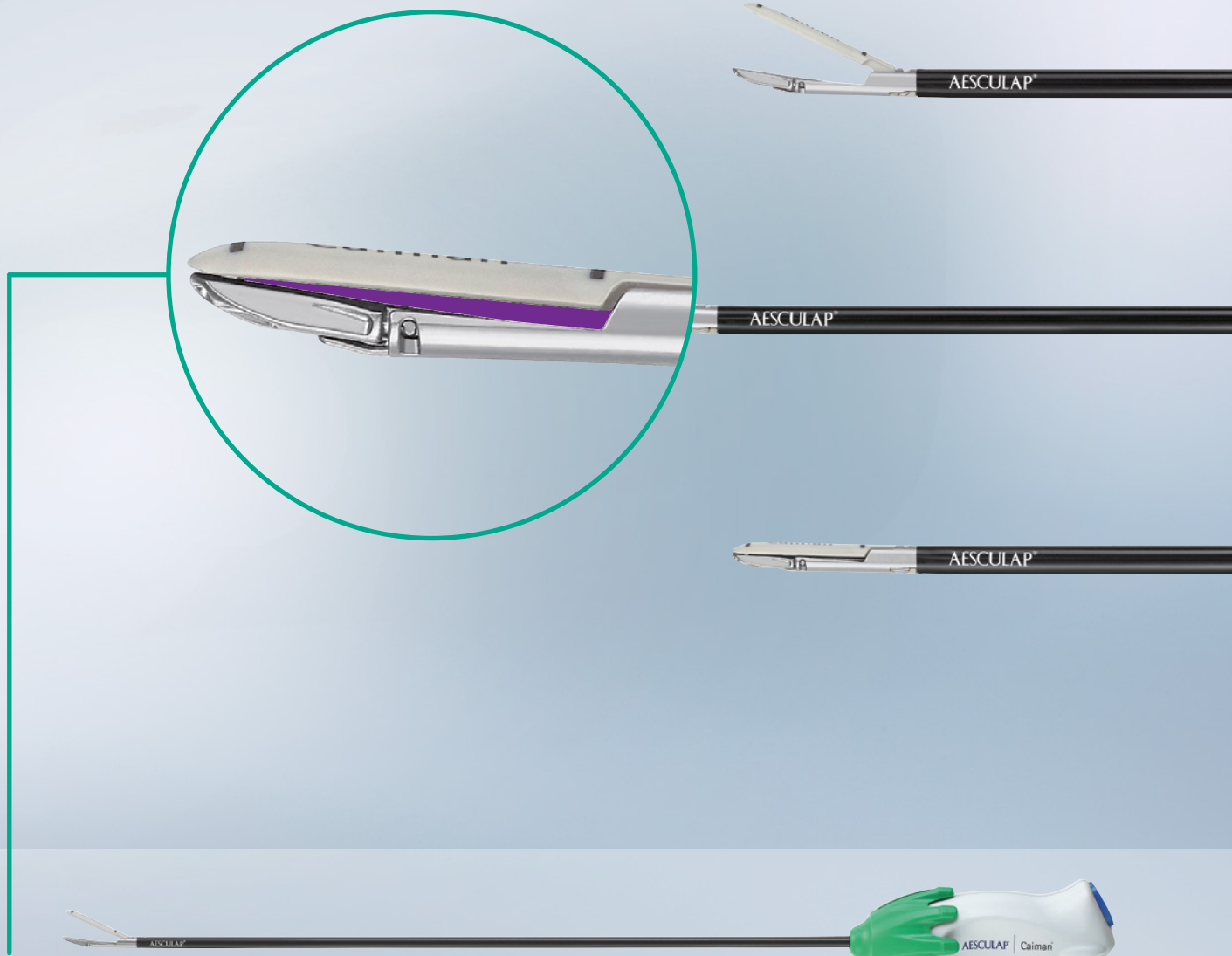


TE780 / TE730	Main cable, grounding-type European plug, 1.5 m / 5 m
TE734	Main cable for Great Britain and Ireland, 5 m
TE735	Main cable for USA, Canada and Japan, 3.5 m
TE676 / TE736	Main cable, IEC 60320 connector (non-heating equipment), 1 m / 2.5 m
GN330	Unit cart with sliding handle for electrosurgical units W x H x D: 520 x 900 x 570 mm
PV951R	Wire basket W x H x D: 370 x 225 x 285 mm
GN201	Single pedal foot switch for GN200



* Ordering number for the following countries: CN, KR, BR, JP, RU, BO, CO, MY, SG, AR, TW

** Ordering number for the following countries: UK, DE, FR, ES, PL, IT, SE, CZ, NL, BE, LU, PT, AT, CH, BA, DK, FI, IE, SK, NO, TR, HU, RO, BG, CY, SI, GR, KZ, US, ID, PH, AU, NZ, HK, MX, PE, AZ, CL, JO, KW, LY, NC, IN, VN, EC, GT, DZA, ISR, KWT, SA, ZAF



TIP FIRST CLOSURE AND FLOATING HINGE DESIGN

Caiman® Seal and Cut instruments feature patented mechanisms which are key to enable high uniform tissue compression and avoid tissue slippage. Excellent vessel sealing quality and simplified tissue positioning in the jaw can be achieved.²

LONG JAW TIP

Enlarged vessel sealing length and improved surgical efficiency.²



REFERENCES:

1. <https://www.bbraun.com/en/products-and-therapies/laparoscopic-surgery/caiman-advanced-bipolar-technology/publications.html>
2. Eick, S., Loudermilk, B., Walberg, E. et al. Rationale, bench testing and in vivo evaluation of a novel 5 mm laparoscopic vessel sealing device with homogeneous pressure distribution in long instrument jaws. *Ann Surg Innov Res* 7, 15 (2013). <https://doi.org/10.1186/1750-1164-7-15>
3. The Maryland jaw design was rated by 30 surgeons with very good (43.3 %) and good (53.3 %).
Fine dissection was rated by 28 surgeons with very good (53.6 %) and good (46.4 %).
The tip visibility was rated by 23 surgeons with very good (56.5 %) and good (43.5 %) in a laparoscopic setting.
4. Aaron C. Voegele, Donna L. Korvick, Mario Gutierrez et al. Perpendicular blood vessel seals are stronger than those made at an angle. *Journal of Laparoendoscopic & Advanced Surgical Techniques*. Aug 2013.669-672.
<http://doi.org/10.1089/lap.2013.0028>
5. <https://www.businesswire.com/news/home/20110926005941/en/Aesculap-Inc.-Acquires-Aragon-Surgical-Inc>.

AESCULAP® – a B. Braun brand

Aesculap AG | Am Aesculap-Platz | 78532 Tuttlingen | Germany
Phone +49 7461 95-0 | Fax +49 7461 95-2600 | www.aesculap.com

Information according to Regulation (EU) 2017/745 and Council Directive 93/42/EEC respectively:



Manufacturer of Product Caiman:

Aesculap AG | Am Aesculap-Platz | 78532 Tuttlingen | Germany

The main product trademark "AESCULAP" and the product trademarks "Caiman" are registered trademarks of B. Braun Melsungen AG and its subsidiaries.

CE 0123



Authorized Representative

Aesculap AG | Am Aesculap-Platz | 78532 Tuttlingen | Germany